

NEW JERSEY

#20 **\$6.6 BILLION**
SPENT IN STATE

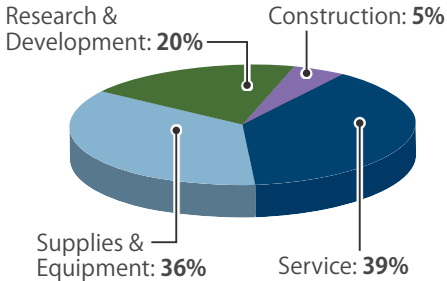
#36 **1.2% OF**
STATE GDP

1.6% OF TOTAL U.S.
DEFENSE SPENDING

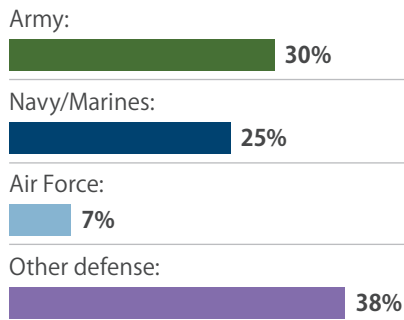
\$740 PER RESIDENT

CONTRACTS

By Type



By Service



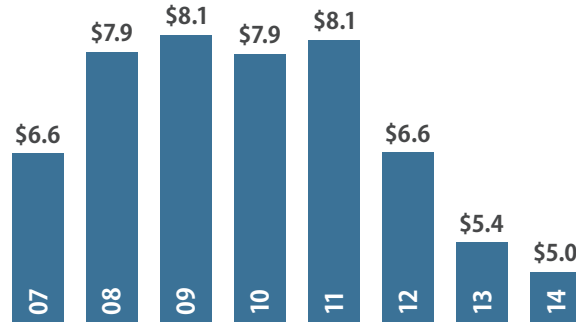
Fiscal Year 2014

Top Contractors

(M=millions B=billions)

Lockheed Martin	\$1.7 B
SAIC	\$398.8 M
MetLife	\$364.9 M
ITT	\$194.4 M
AASKI Technology	\$151.3 M
L-3 Communications	\$118.4 M
Engineering Solutions & Products	\$65.2 M
Data Systems Analysts Inc	\$61.6 M
Great Lakes Dredge & Dock	\$56.0 M
D&S Consultants	\$47.4 M

Value of Contract Awards Performed (Billions)



DEFENSE PERSONNEL

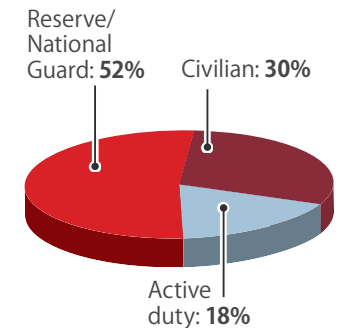
\$1.6 Billion

TOTAL PAYROLL

33,469

TOTAL PERSONNEL

Allocation, By Type

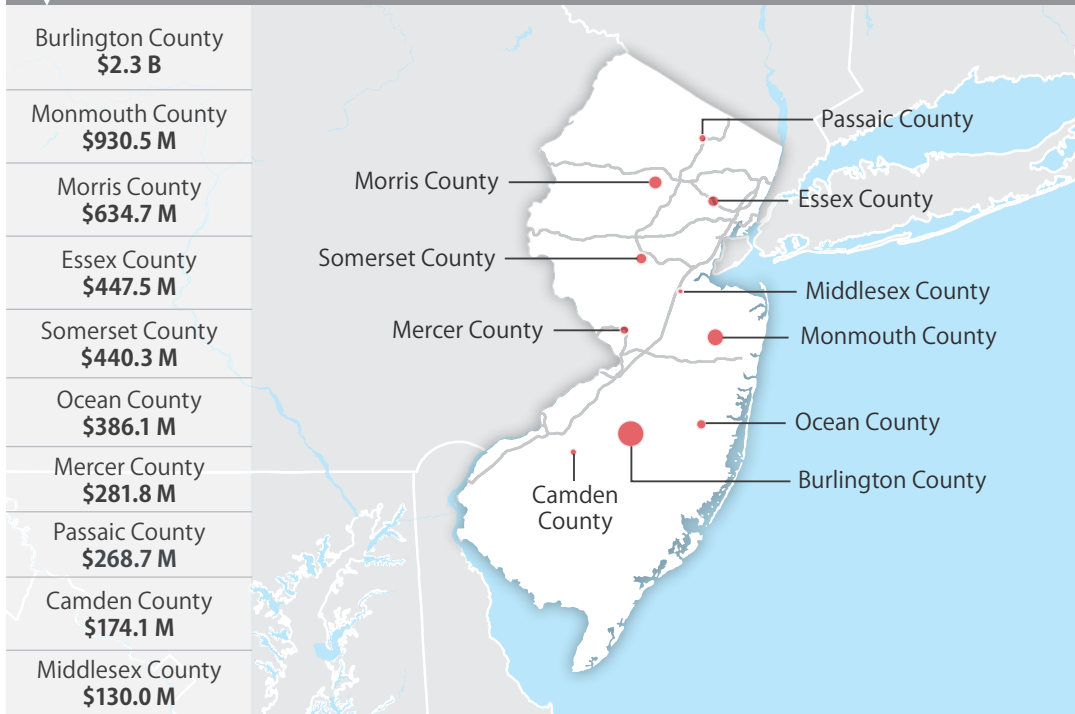


Top Personnel Locations

Burlington County	14,442
Mercer County	3,295
Ocean County	3,248
Morris County	3,011
Monmouth County	1,360
Sussex County	1,308
Cape May County	1,113
Warren County	1,054
Hudson County	876
Bergen County	790

TOP DEFENSE SPENDING LOCATIONS

(M=millions B=billions)



Sources: Defense Manpower Data Center, U.S. Bureau of Economic Analysis, U.S. Census Bureau, and Chmura Economics & Analytics.