

# NEW HAMPSHIRE

#39 \$1.5 BILLION SPENT IN STATE

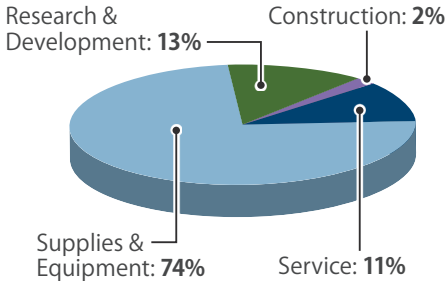
#27 2.1% OF STATE GDP

0.3% OF TOTAL U.S. DEFENSE SPENDING

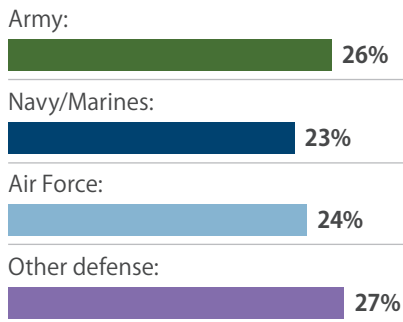
\$1,094 PER RESIDENT

## CONTRACTS

### By Type



### By Service



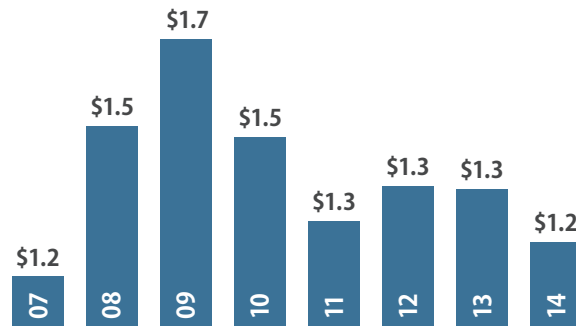
Fiscal Year 2014

### Top Contractors

(M=millions)

BAE Systems	\$717.7 M
Red River Computer Company	\$178.4 M
L-3 Communications	\$105.5 M
Elbit Systems	\$45.0 M
Environmental Chemical Corporation	\$32.6 M
Galloway Aviation Limited	\$20.2 M
Creare	\$17.0 M
Dell	\$11.2 M
Timken	\$10.8 M
Teledyne Technologies	\$7.8 M

### Value of Contract Awards Performed (Billions)



## DEFENSE PERSONNEL

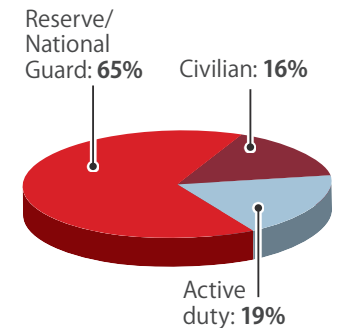
\$221.5 Million

TOTAL PAYROLL

6,373

TOTAL PERSONNEL

### Allocation, By Type




## TOP DEFENSE SPENDING LOCATIONS

(M=millions)



## Top Personnel Locations



Sources: Defense Manpower Data Center, U.S. Bureau of Economic Analysis, U.S. Census Bureau, and Chmura Economics & Analytics.