

NEVADA

#37 **\$2.1 BILLION**
SPENT IN STATE

#29 **1.6% OF**
STATE GDP

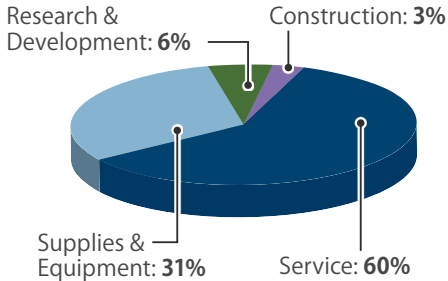
0.5% OF TOTAL U.S.
DEFENSE SPENDING

\$754 PER RESIDENT

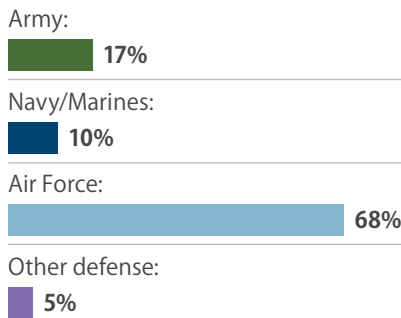


CONTRACTS

By Type



By Service



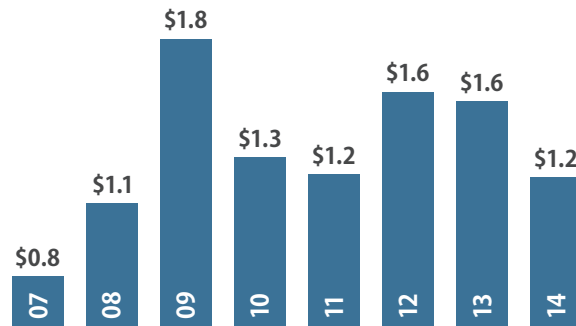
Fiscal Year 2014

Top Contractors

(M=millions B=billions)

Sierra Nevada Corporation	\$1.0 B
National Security Technologies	\$36.4 M
L-3 Communications	\$34.4 M
Day & Zimmermann Group	\$28.1 M
URS	\$26.3 M
Battlespace Flight Services	\$26.0 M
Computer Sciences Corporation	\$23.7 M
United Excel	\$23.6 M
Blaine Warren Advertising	\$21.0 M
Unmanned Systems Incorporated	\$18.7 M

Value of Contract Awards Performed (Billions)



DEFENSE PERSONNEL

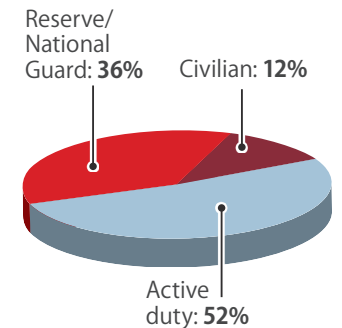
\$930.6 Million

TOTAL PAYROLL

21,020

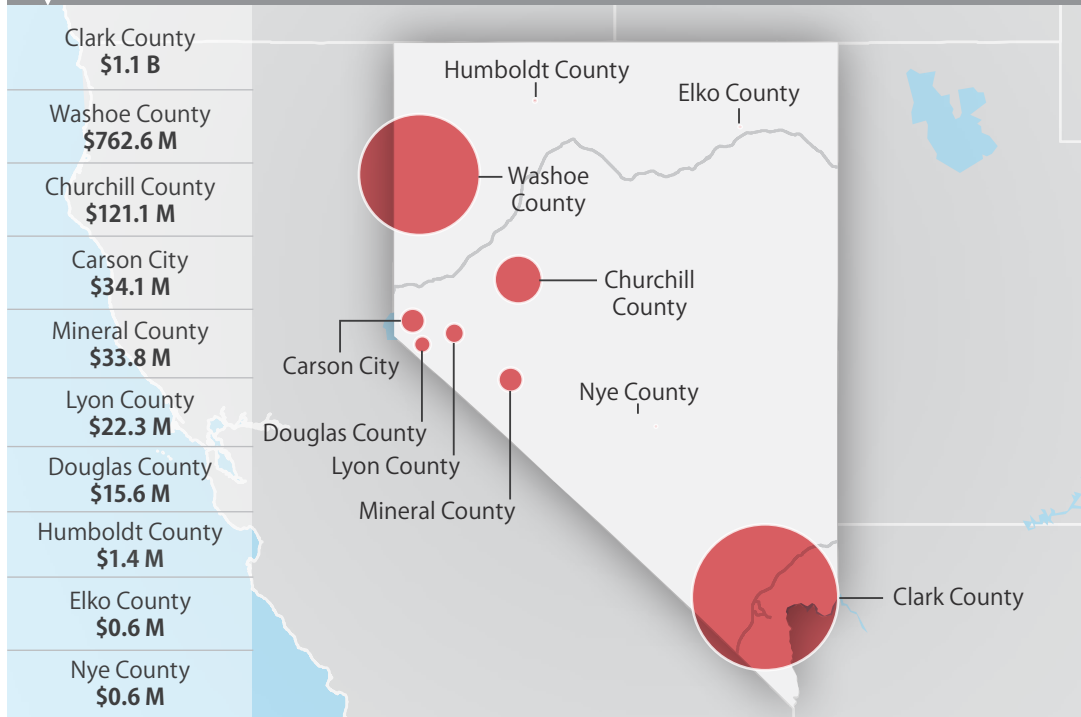
TOTAL PERSONNEL

Allocation, By Type



TOP DEFENSE SPENDING LOCATIONS

(M=millions B=billions)



Top Personnel Locations

Clark County	16,634
Washoe County	2,266
Churchill County	676
Carson City	491
Douglas County	273
Lyon County	100
Elko County	23
Humboldt County	22
Nye County	8
Pershing County	7

Sources: Defense Manpower Data Center, U.S. Bureau of Economic Analysis, U.S. Census Bureau, and Chmura Economics & Analytics.