

NEBRASKA

#41 \$1.4 BILLION SPENT IN STATE

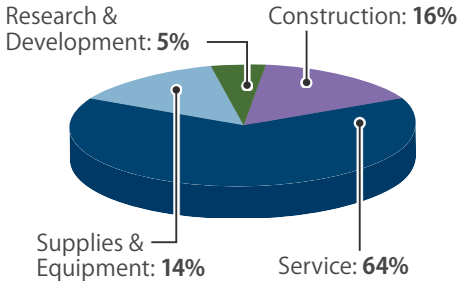
#35 1.2% OF STATE GDP

0.3% OF TOTAL U.S. DEFENSE SPENDING

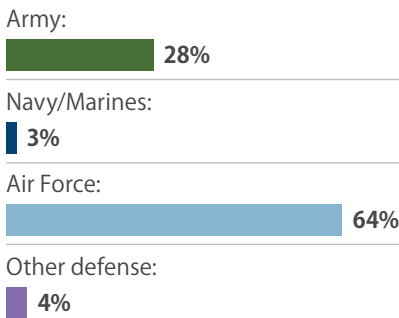
\$742 PER RESIDENT

CONTRACTS

By Type



By Service



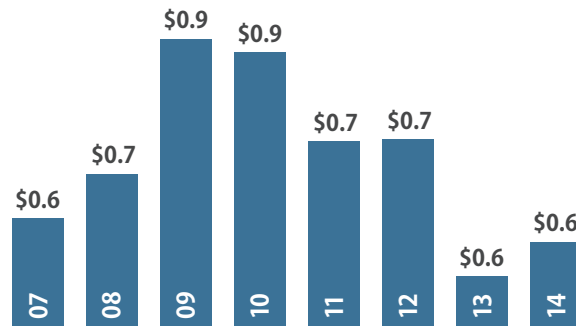
Fiscal Year 2014

Top Contractors

(M=millions)

KiewitPhelps	\$82.9 M
Computer Sciences Corporation	\$71.5 M
Huntington Ingalls	\$43.8 M
Sterling Computers Corporation	\$42.1 M
Northrup Grumman	\$26.2 M
SAIC	\$25.5 M
Spiral Solutions & Technologies	\$21.9 M
Raytheon	\$20.0 M
Macaulay-Brown	\$11.6 M
BAE Systems	\$11.2 M

Value of Contract Awards Performed (Billions)



DEFENSE PERSONNEL

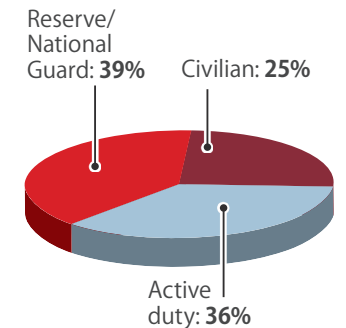
\$792.0 Million

TOTAL PAYROLL

16,684

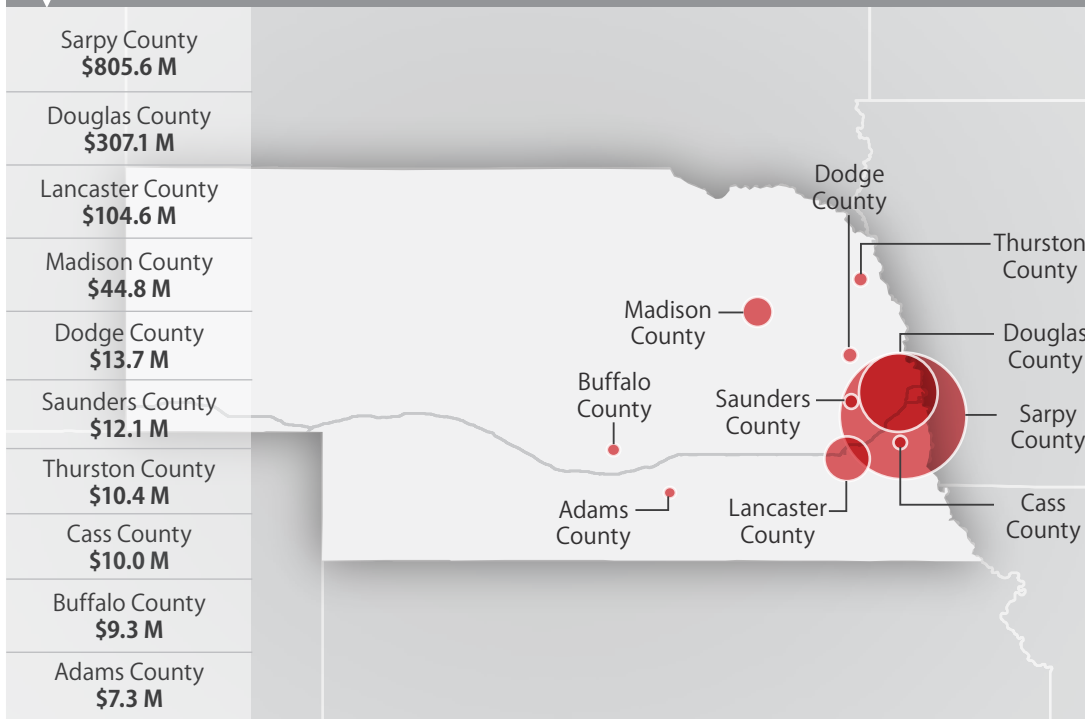
TOTAL PERSONNEL

Allocation, By Type

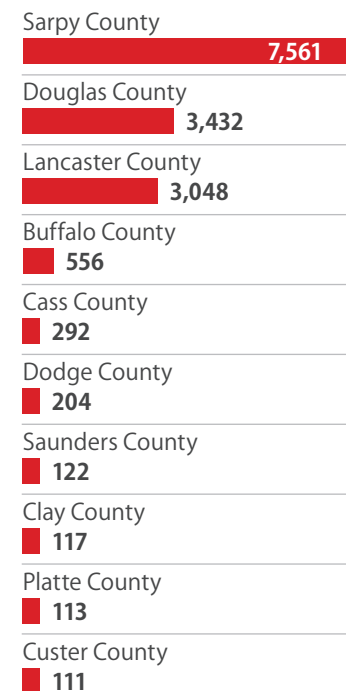


TOP DEFENSE SPENDING LOCATIONS

(M=millions)



Top Personnel Locations



Sources: Defense Manpower Data Center, U.S. Bureau of Economic Analysis, U.S. Census Bureau, and Chmura Economics & Analytics.