

MONTANA

#49 \$513.5 MILLION SPENT IN STATE

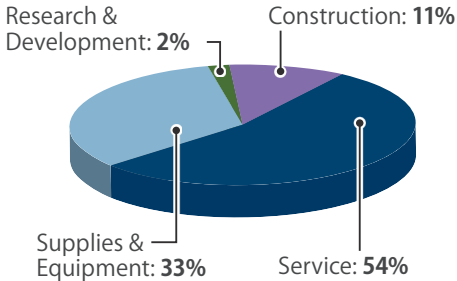
#38 1.1% OF STATE GDP

0.1% OF TOTAL U.S. DEFENSE SPENDING

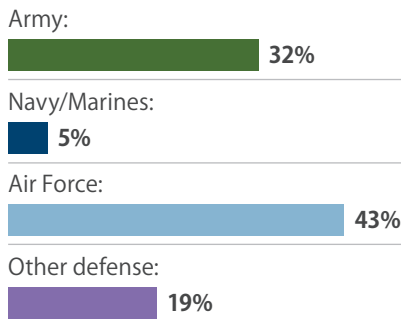
\$502 PER RESIDENT

CONTRACTS

By Type



By Service



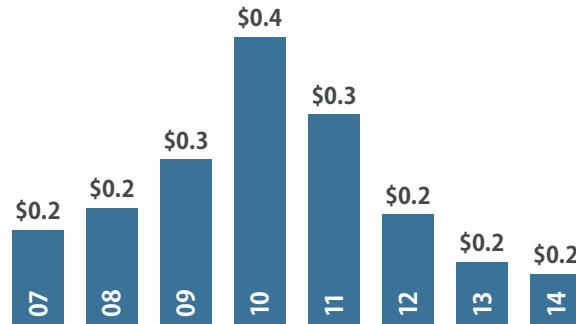
Fiscal Year 2014

Top Contractors

(M=millions)

S&K Global Solutions	\$23.6 M
S&K Aerospace	\$16.5 M
Connacher Oil and Gas Limited	\$12.2 M
ASI Constructors	\$10.4 M
T & L Sales	\$7.0 M
CDM Smith	\$6.7 M
National General	\$5.3 M
Record Steel & Construction	\$4.7 M
PRI-ER JV	\$4.4 M
CM Manufacturing	\$4.2 M

Value of Contract Awards Performed (Billions)



DEFENSE PERSONNEL

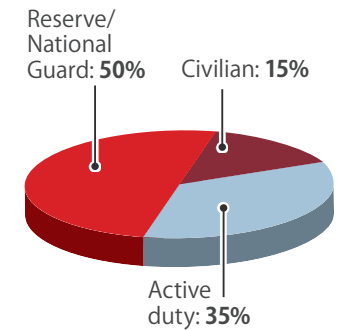
\$314.8 Million

TOTAL PAYROLL

9,341

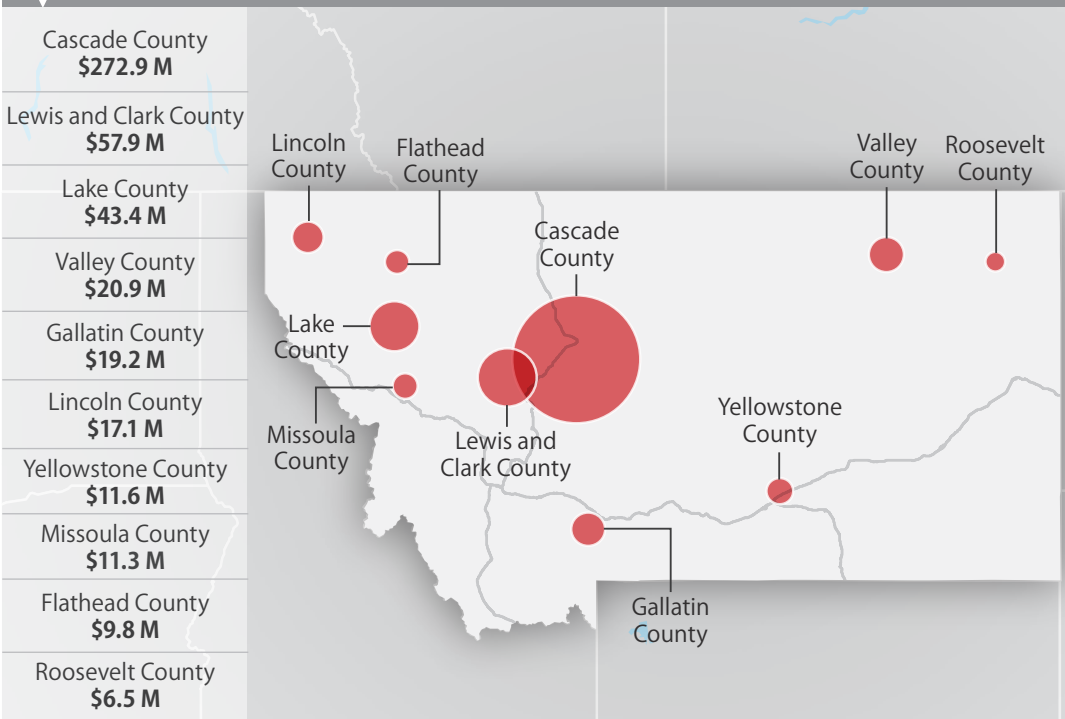
TOTAL PERSONNEL

Allocation, By Type




TOP DEFENSE SPENDING LOCATIONS

(M=millions)



Top Personnel Locations



Sources: Defense Manpower Data Center, U.S. Bureau of Economic Analysis, U.S. Census Bureau, and Chmura Economics & Analytics.