

# MISSOURI

#12 \$11.0 BILLION SPENT IN STATE

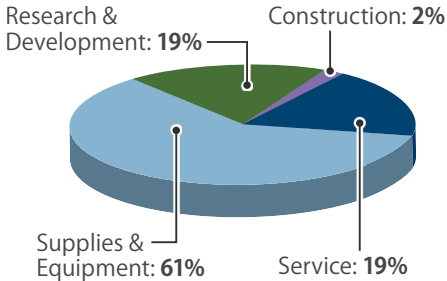
#12 3.9% OF STATE GDP

2.6% OF TOTAL U.S. DEFENSE SPENDING

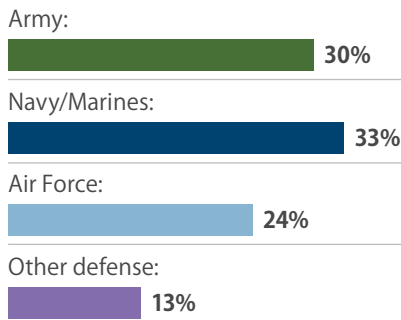
\$1,809 PER RESIDENT

## CONTRACTS

### By Type



### By Service



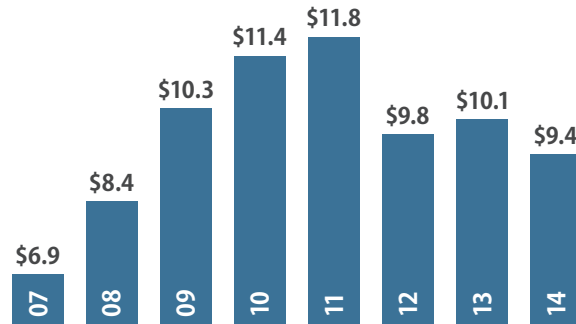
Fiscal Year 2014

### Top Contractors

(M=millions B=billions)

Boeing	\$6.9 B
Express Scripts Inc.	\$671.1 M
Alliant Techsystems	\$413.4 M
World Wide Technologies	\$164.2 M
Finmeccanica	\$129.2 M
U.S. Premium Beef	\$126.1 M
Graybar	\$69.8 M
Computer Sciences Corporation	\$58.4 M
EnerSys	\$46.5 M
Honeywell International	\$43.2 M

### Value of Contract Awards Performed (Billions)



## DEFENSE PERSONNEL

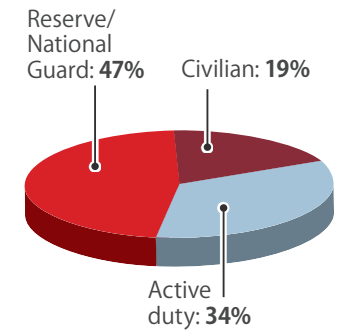
\$1.6 Billion

TOTAL PAYROLL

41,569

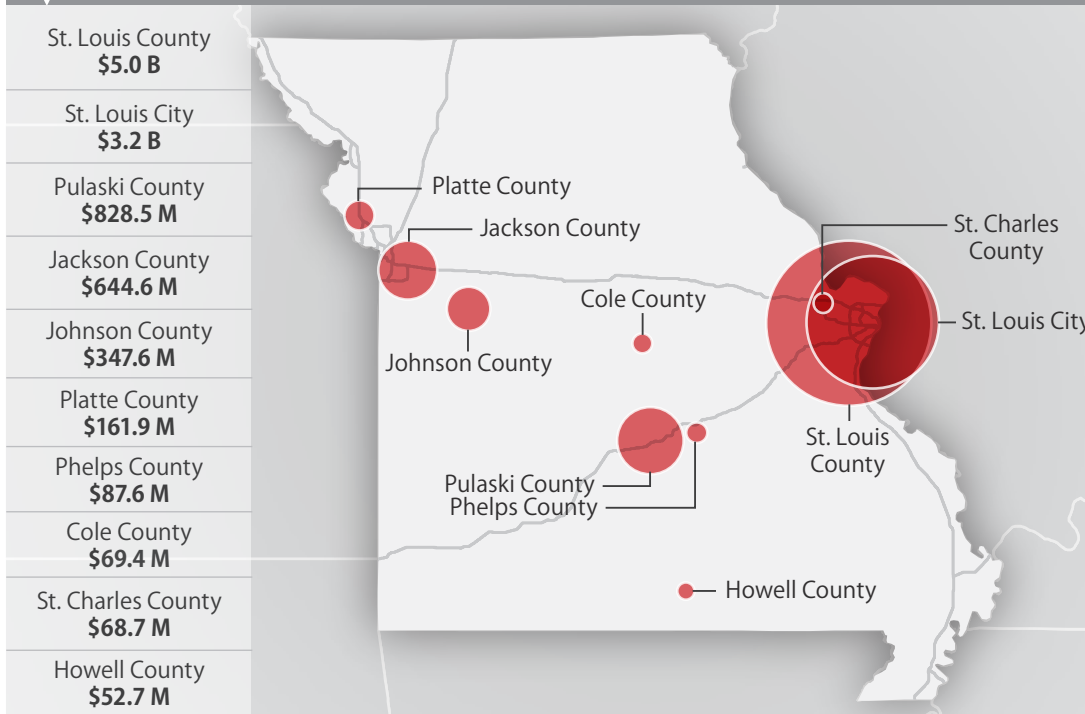
TOTAL PERSONNEL

### Allocation, By Type

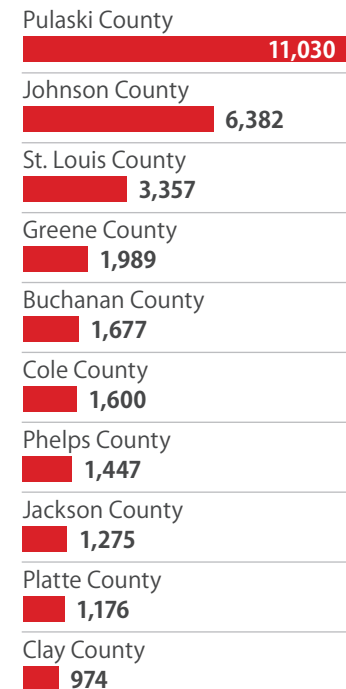


## TOP DEFENSE SPENDING LOCATIONS

(M=millions B=billions)



## Top Personnel Locations



Sources: Defense Manpower Data Center, U.S. Bureau of Economic Analysis, U.S. Census Bureau, and Chmura Economics & Analytics.