

MISSISSIPPI

#24 **\$5.5 BILLION**
SPENT IN STATE

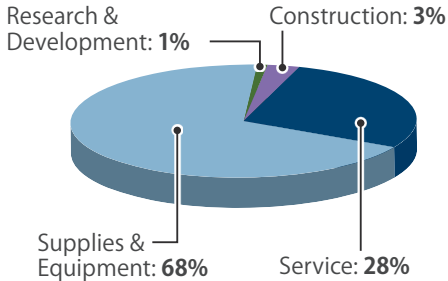
#7 **5.1% OF**
STATE GDP

1.3% OF TOTAL U.S.
DEFENSE SPENDING

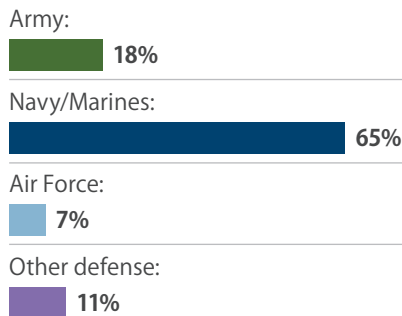
\$1,833 PER RESIDENT

CONTRACTS

By Type



By Service



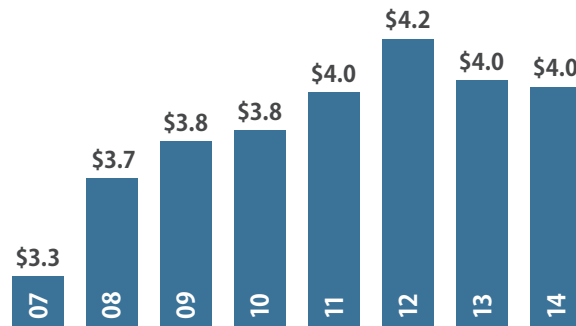
Fiscal Year 2014

Top Contractors

(M=millions B=billions)

Huntington Ingalls	\$1.9 B
L-3 Communications	\$625.6 M
Northrop Grumman	\$554.1 M
Lockheed Martin	\$105.9 M
Singapore Technologies Engineering	\$44.0 M
Computer Sciences Corporation	\$42.2 M
Eaton	\$28.7 M
J.E. Dunn Construction Group	\$28.1 M
Silicon Graphics International	\$27.6 M
ISTAR Americas	\$25.1 M

Value of Contract Awards Performed (Billions)



DEFENSE PERSONNEL

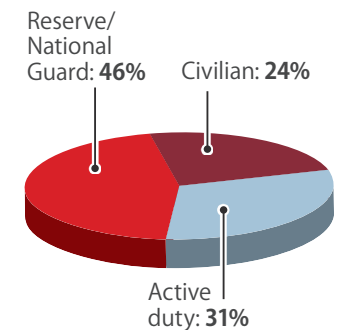
\$1.5 Billion

TOTAL PAYROLL

36,690

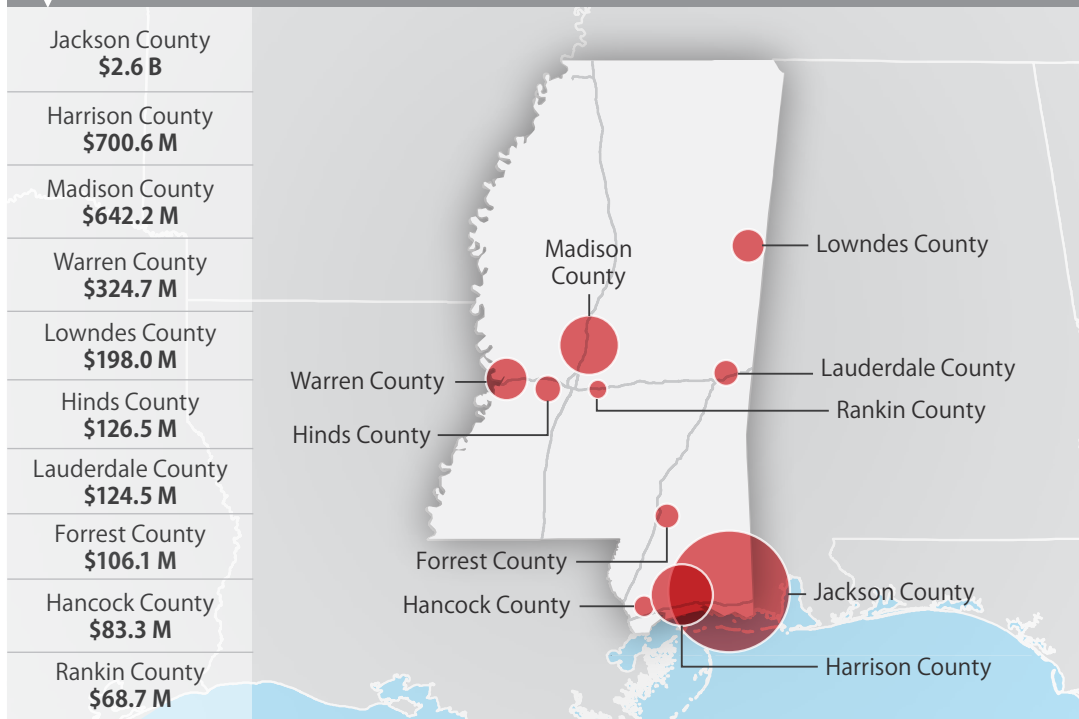
TOTAL PERSONNEL

Allocation, By Type

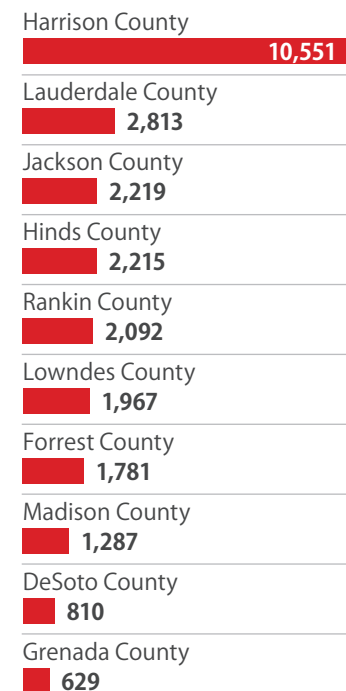


TOP DEFENSE SPENDING LOCATIONS

(M=millions B=billions)



Top Personnel Locations



Sources: Defense Manpower Data Center, U.S. Bureau of Economic Analysis, U.S. Census Bureau, and Chmura Economics & Analytics.