

MINNESOTA

#27 \$3.7 BILLION SPENT IN STATE

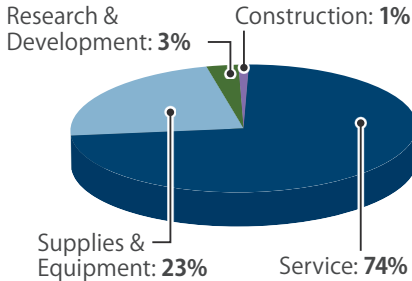
#37 1.2% OF STATE GDP

0.9% OF TOTAL U.S. DEFENSE SPENDING

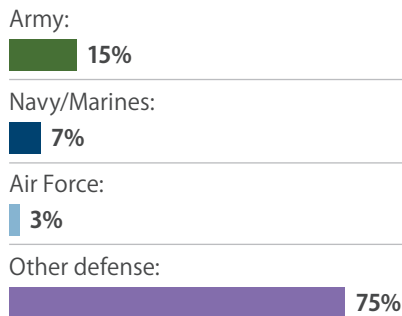
\$679 PER RESIDENT

CONTRACTS

By Type



By Service



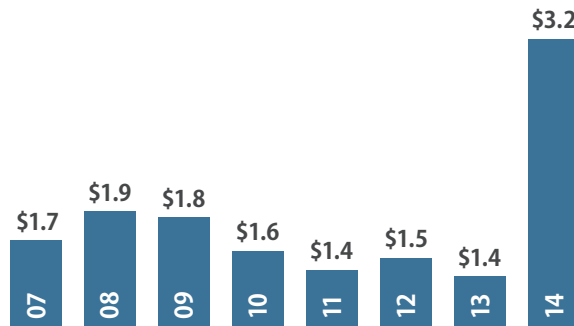
Fiscal Year 2014

Top Contractors

(M=millions B=billions)

UnitedHealth Group	\$2.7 B
Alliant Techsystems	\$338.8 M
BAE Systems	\$211.3 M
Cummins	\$114.1 M
General Dynamics	\$52.0 M
Lockheed Martin	\$21.6 M
Honeywell International	\$20.4 M
Polaris Industries	\$17.4 M
Ballistic Recovery Systems	\$14.9 M
Medtronic	\$14.5 M

Value of Contract Awards Performed (Billions)



DEFENSE PERSONNEL

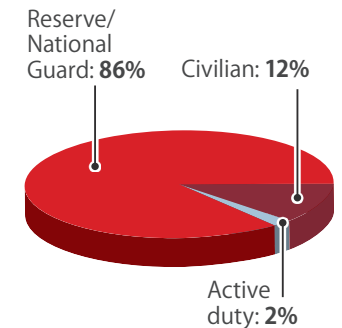
\$513.9 Million

TOTAL PAYROLL

21,855

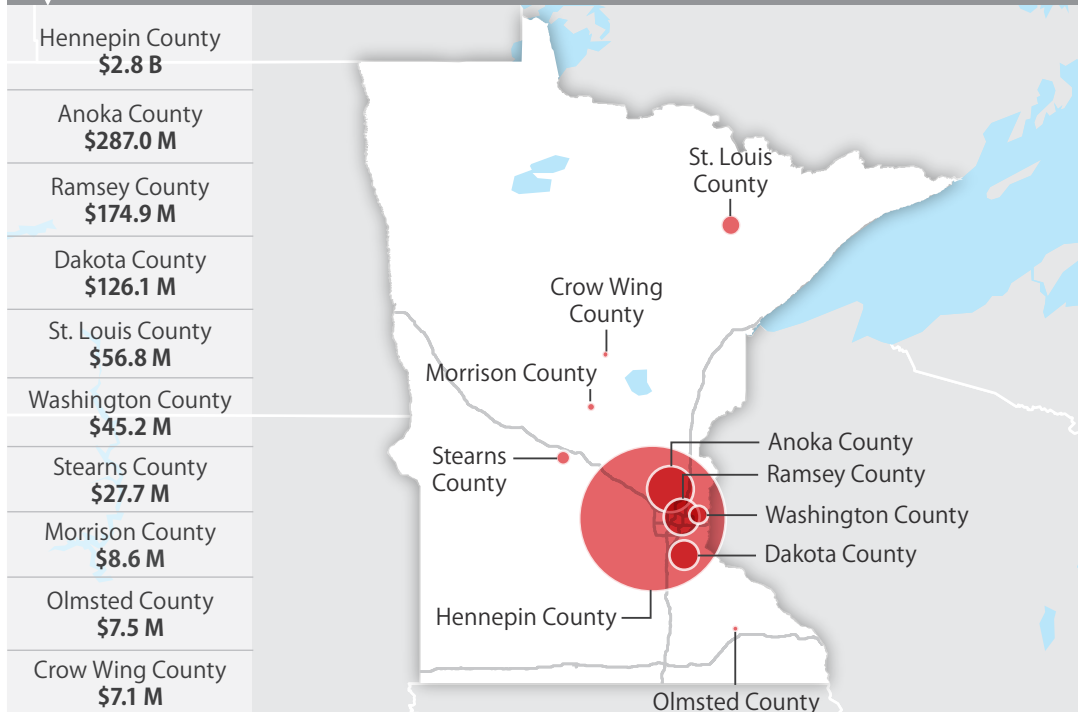
TOTAL PERSONNEL

Allocation, By Type

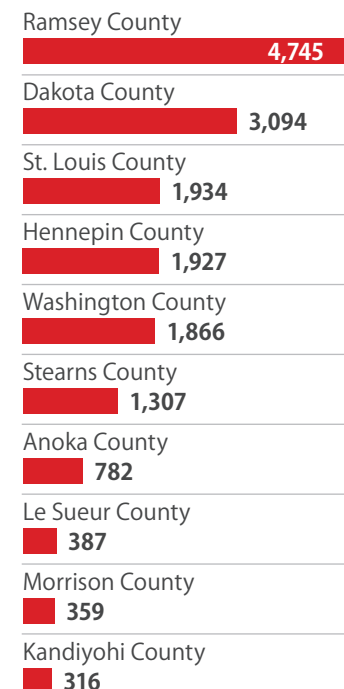


TOP DEFENSE SPENDING LOCATIONS

(M=millions B=billions)



Top Personnel Locations



Sources: Defense Manpower Data Center, U.S. Bureau of Economic Analysis, U.S. Census Bureau, and Chmura Economics & Analytics.