

# MICHIGAN

#29 **\$3.6 BILLION**  
SPENT IN STATE

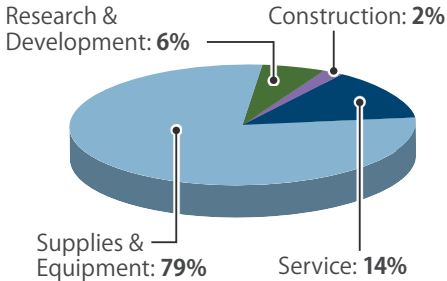
#45 **0.8% OF**  
STATE GDP

**0.9%** OF TOTAL U.S.  
DEFENSE SPENDING

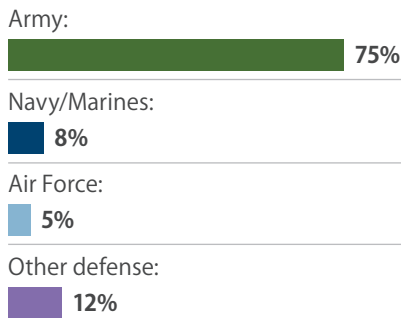
**\$367** PER RESIDENT

## CONTRACTS

### By Type



### By Service



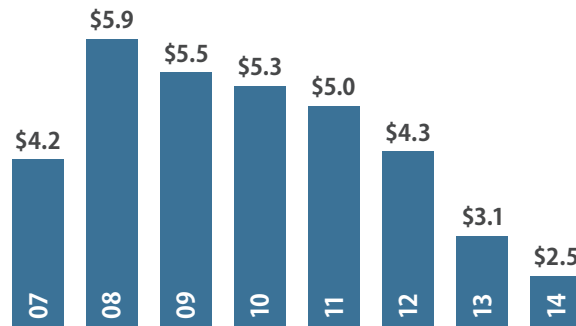
Fiscal Year 2014

### Top Contractors

(M=millions B=billions)

General Dynamics	\$1.5 B
BAE Systems	\$212.9 M
Avon Rubber	\$78.6 M
Peckham Vocational Industries	\$68.5 M
Interpublic Group of Companies	\$62.3 M
L-3 Communications	\$55.7 M
AAR	\$42.0 M
Arotech	\$38.8 M
General Electric	\$35.5 M
Booz Allen Hamilton Holding Corporation	\$26.3 M

### Value of Contract Awards Performed (Billions)



## DEFENSE PERSONNEL

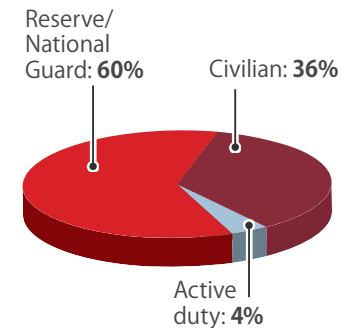
**\$1.1 Billion**

TOTAL PAYROLL

**26,202**

TOTAL PERSONNEL

### Allocation, By Type

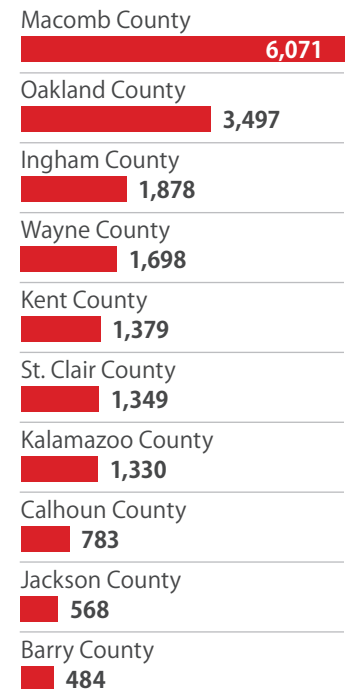


## TOP DEFENSE SPENDING LOCATIONS

(M=millions B=billions)



## Top Personnel Locations



Sources: Defense Manpower Data Center, U.S. Bureau of Economic Analysis, U.S. Census Bureau, and Chmura Economics & Analytics.