

MASSACHUSETTS

#9 \$12.1 BILLION SPENT IN STATE

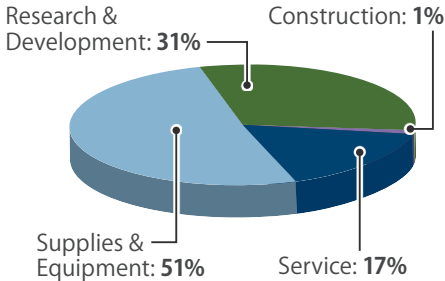
#18 2.7% OF STATE GDP

2.9% OF TOTAL U.S. DEFENSE SPENDING

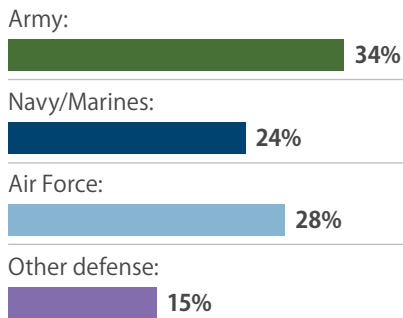
\$1,793 PER RESIDENT

CONTRACTS

By Type



By Service



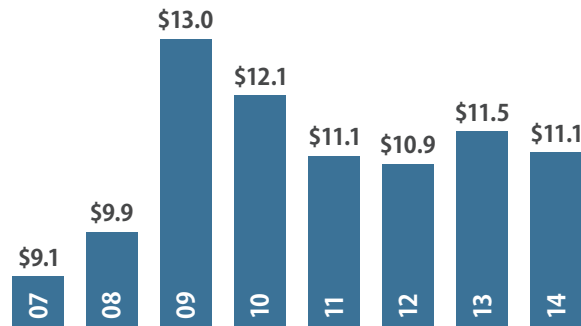
Fiscal Year 2014

Top Contractors

(M=millions B=billions)

Raytheon	\$3.7 B
Massachusetts Institute of Technology	\$1.5 B
General Dynamics	\$1.3 B
General Electric	\$1.2 B
Draper Laboratory	\$491.7 M
MITRE	\$281.1 M
Textron	\$263.5 M
Jacobs Engineering Group	\$149.5 M
United Technologies	\$142.9 M
Brighton Marine Health Center	\$133.1 M

Value of Contract Awards Performed (Billions)



DEFENSE PERSONNEL

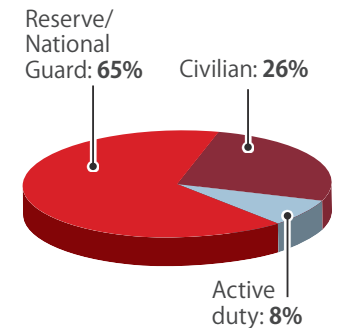
\$966.7 Million

TOTAL PAYROLL

23,798

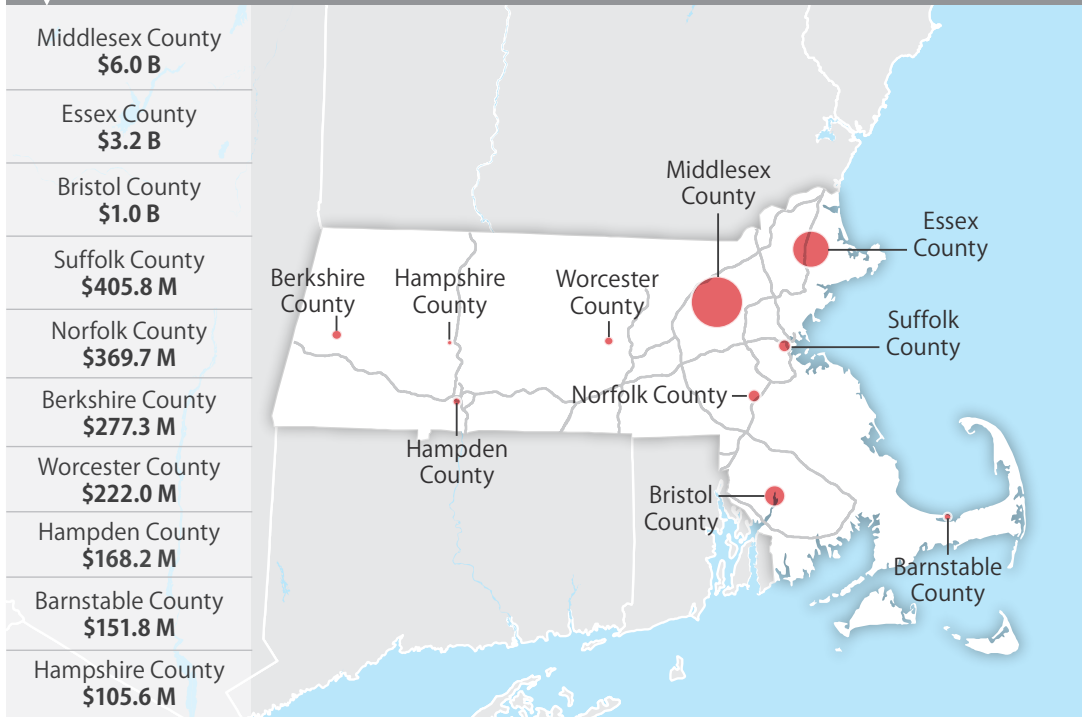
TOTAL PERSONNEL

Allocation, By Type

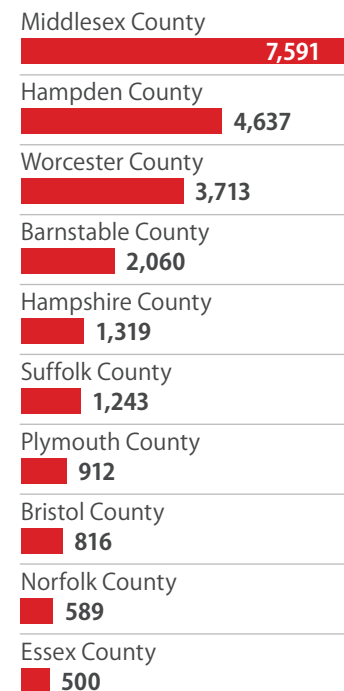


TOP DEFENSE SPENDING LOCATIONS

(M=millions B=billions)



Top Personnel Locations



Sources: Defense Manpower Data Center, U.S. Bureau of Economic Analysis, U.S. Census Bureau, and Chmura Economics & Analytics.