

# MARYLAND

#4 \$19.6 BILLION SPENT IN STATE

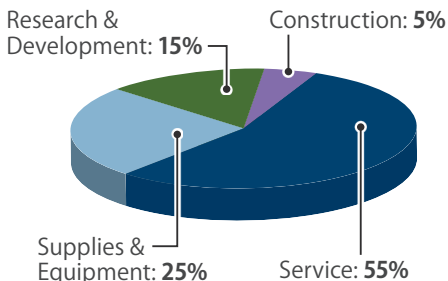
#6 5.7% OF STATE GDP

4.7% OF TOTAL U.S. DEFENSE SPENDING

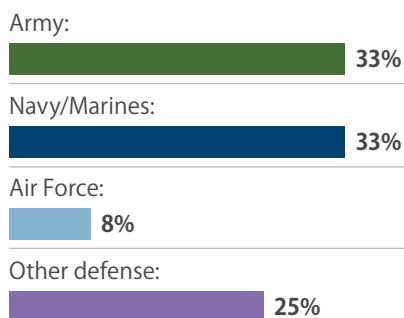
\$3,287 PER RESIDENT

## CONTRACTS

### By Type



### By Service



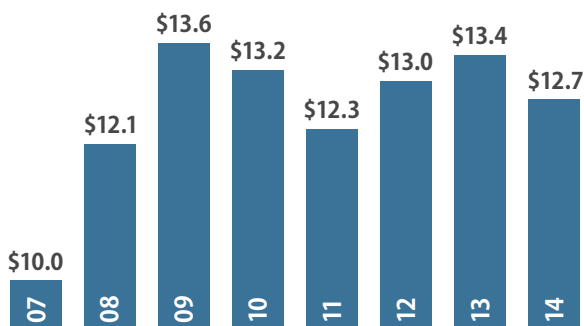
Fiscal Year 2014

### Top Contractors

(M=millions B=billions)

Lockheed Martin	\$1.2 B
Textron	\$589.7 M
Huntington Ingalls	\$547.8 M
BAE Systems	\$525.4 M
Johns Hopkins University	\$444.1 M
Johns Hopkins Health System	\$344.5 M
ManTech International	\$315.2 M
Computer Sciences Corporation	\$256.0 M
Cerberus Capital Management (DynCorp Intl)	\$224.4 M
Booz Allen Hamilton Holding Corporation	\$224.1 M

### Value of Contract Awards Performed (Billions)



## DEFENSE PERSONNEL

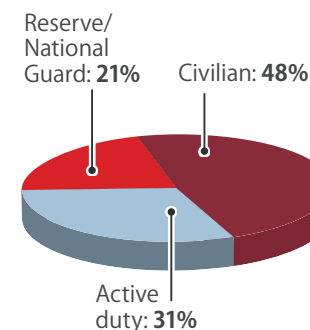
\$6.9 Billion

TOTAL PAYROLL

91,978

TOTAL PERSONNEL

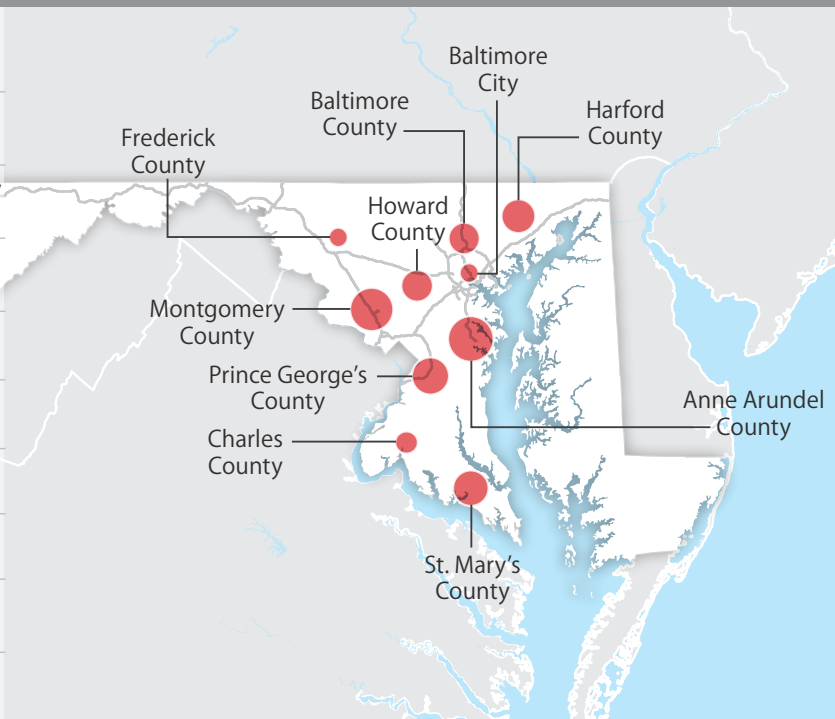
### Allocation, By Type



## TOP DEFENSE SPENDING LOCATIONS

(M=millions B=billions)

Anne Arundel County	\$3.5 B
Montgomery County	\$3.2 B
Prince George's County	\$2.2 B
St. Mary's County	\$2.2 B
Harford County	\$1.9 B
Howard County	\$1.6 B
Baltimore County	\$1.6 B
Charles County	\$842.1 M
Frederick County	\$642.1 M
Baltimore City	\$599.0 M



## Top Personnel Locations

Prince George's County	20,152
Anne Arundel County	17,574
Montgomery County	8,809
Howard County	5,932
Charles County	5,582
St. Mary's County	5,155
Harford County	4,732
Baltimore County	4,657
Calvert County	4,092
Frederick County	2,400

Sources: Defense Manpower Data Center, U.S. Bureau of Economic Analysis, U.S. Census Bureau, and Chmura Economics & Analytics.