

MAINE

#35 **\$2.5 BILLION**
SPENT IN STATE

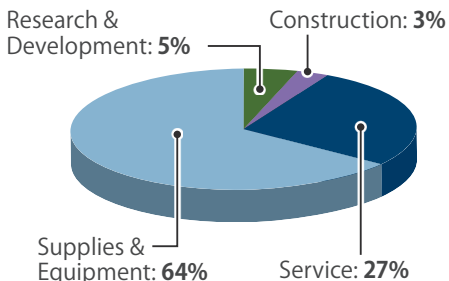
#9 **4.4%** OF
STATE GDP

0.6% OF TOTAL U.S.
DEFENSE SPENDING

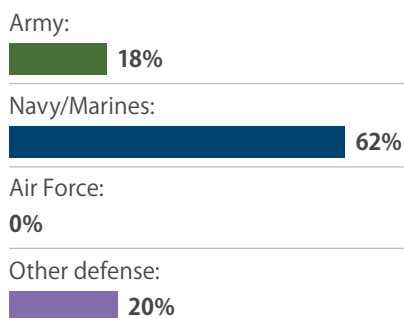
\$1,855 PER RESIDENT

CONTRACTS

By Type



By Service



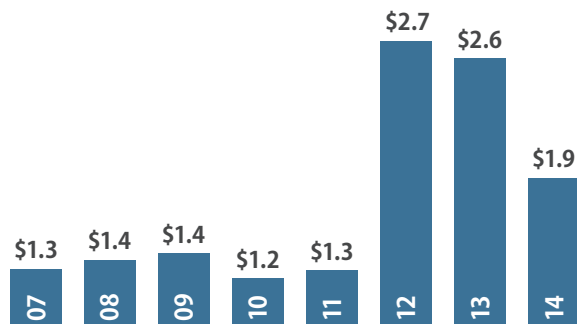
Fiscal Year 2014

Top Contractors

(M=millions)

General Dynamics	\$984.2 M
Martin's Point Health Care Inc.	\$292.6 M
JCN Construction	\$13.3 M
Group Home Foundation	\$13.2 M
Environmental Chemical Corp	\$11.8 M
City of Bangor	\$9.5 M
Reed & Reed	\$9.1 M
Ameresco	\$7.5 M
Gilbane	\$6.3 M
Tetra Tech	\$6.0 M

Value of Contract Awards Performed (Billions)



DEFENSE PERSONNEL

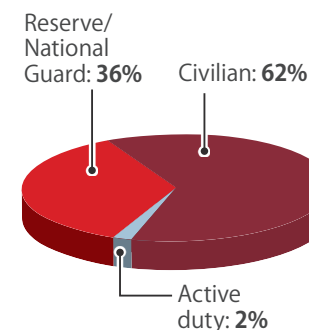
\$596.4 Million

TOTAL PAYROLL

11,187

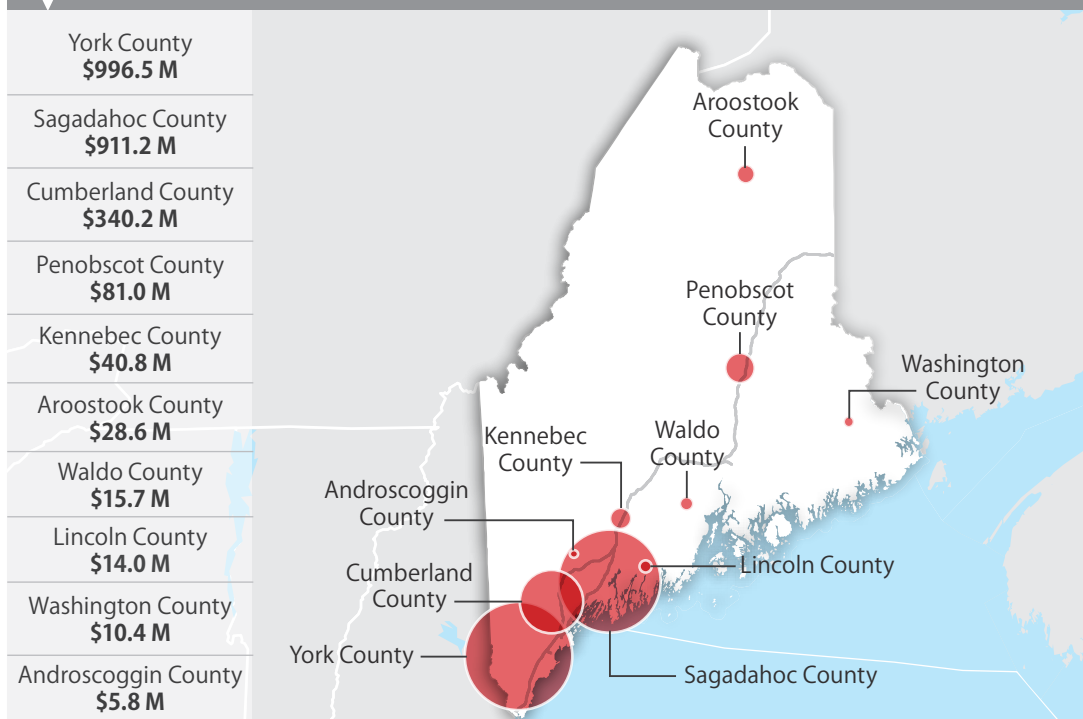
TOTAL PERSONNEL

Allocation, By Type

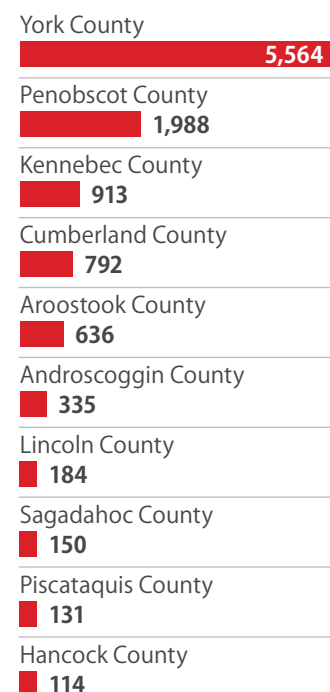


TOP DEFENSE SPENDING LOCATIONS

(M=millions)



Top Personnel Locations



Sources: Defense Manpower Data Center, U.S. Bureau of Economic Analysis, U.S. Census Bureau, and Chmura Economics & Analytics.