

LOUISIANA

#28 **\$3.7 BILLION**
SPENT IN STATE

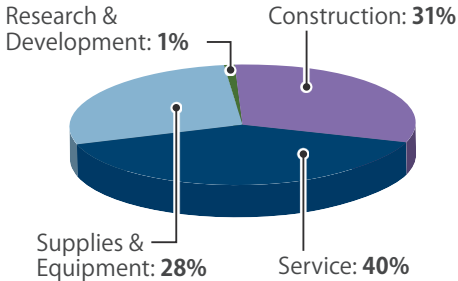
#30 **1.4%** OF
STATE GDP

0.9% OF TOTAL U.S.
DEFENSE SPENDING

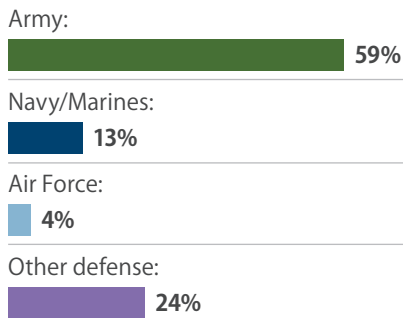
\$786 PER RESIDENT

CONTRACTS

By Type



By Service



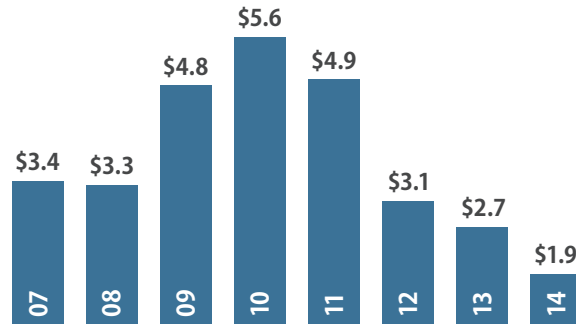
Fiscal Year 2014

Top Contractors

(M=millions)

Placid Refining Company	\$203.9 M
Textron	\$176.8 M
PCCP Constructors Joint Venture	\$164.6 M
Cubic Corporation	\$81.2 M
American Water Works	\$67.1 M
Boh Bros. Construction	\$47.2 M
Hornbeck Offshore Services	\$40.7 M
FEDCON Joint Venture	\$38.2 M
Weeks Marine	\$36.4 M
Huntington Ingalls	\$34.9 M

Value of Contract Awards Performed (Billions)



DEFENSE PERSONNEL

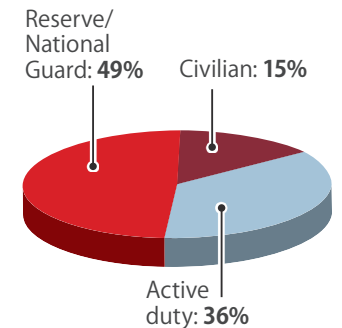
\$1.8 Billion

TOTAL PAYROLL

41,614

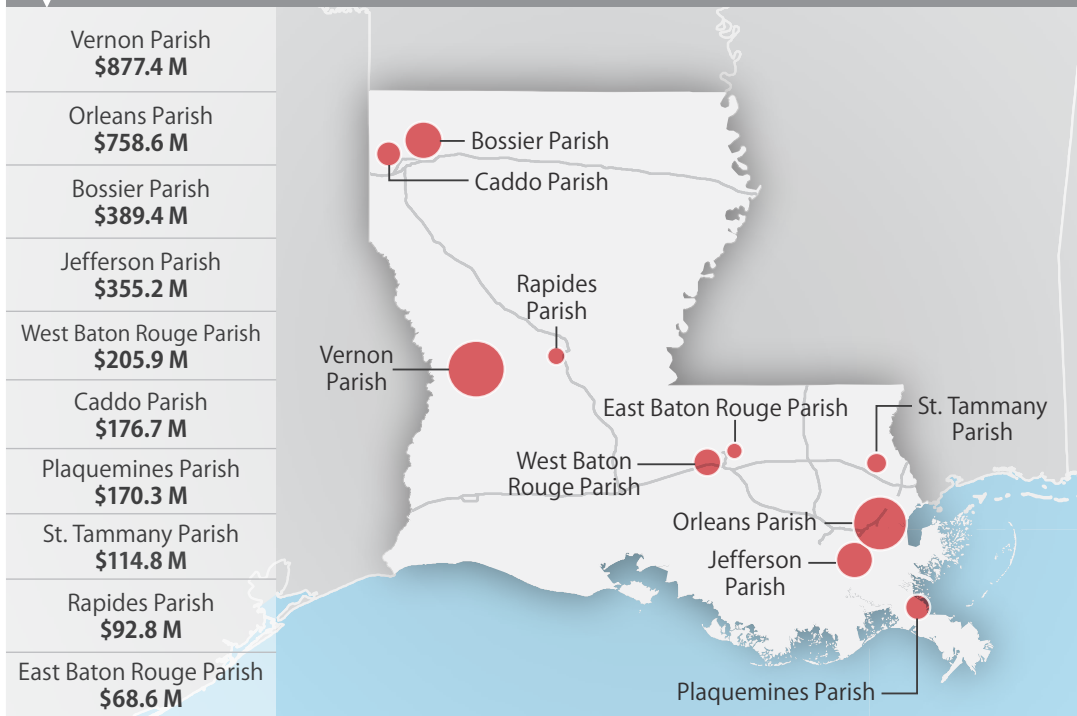
TOTAL PERSONNEL

Allocation, By Type

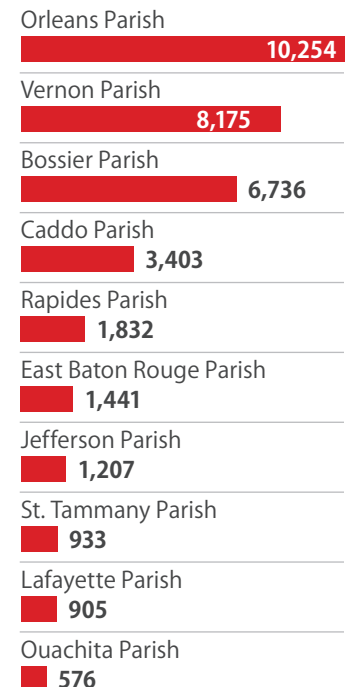


TOP DEFENSE SPENDING LOCATIONS

(M=millions)



Top Personnel Locations



Sources: Defense Manpower Data Center, U.S. Bureau of Economic Analysis, U.S. Census Bureau, and Chmura Economics & Analytics.