

KENTUCKY

#17 **\$9.0 BILLION**
SPENT IN STATE

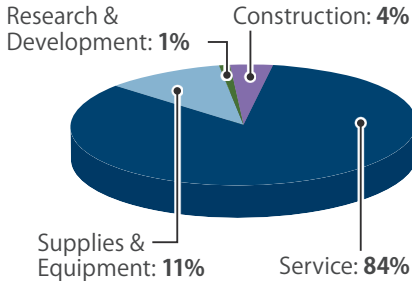
#8 **4.9%** OF
STATE GDP

2.2% OF TOTAL U.S.
DEFENSE SPENDING

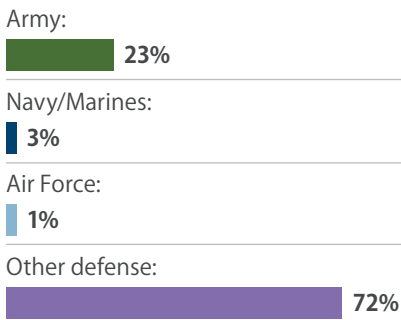
\$2,048 PER RESIDENT

CONTRACTS

By Type



By Service



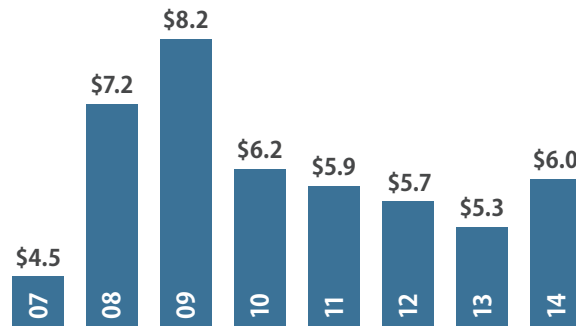
Fiscal Year 2014

Top Contractors

(M=millions B=billions)

Humana	\$3.6 B
Lockheed Martin	\$459.2 M
Bechtel Parsons Blue Grass Joint Venture	\$282.4 M
Raytheon	\$146.0 M
Boeing	\$93.1 M
Treviicos Soletanche JV	\$79.1 M
BAE Systems	\$70.8 M
Strategic Communications	\$55.4 M
Finmeccanica	\$54.0 M
Serco Group	\$53.7 M

Value of Contract Awards Performed (Billions)



DEFENSE PERSONNEL

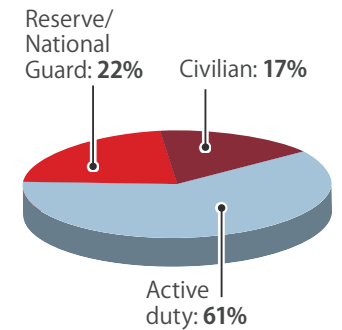
\$3.0 Billion

TOTAL PAYROLL

58,806

TOTAL PERSONNEL

Allocation, By Type

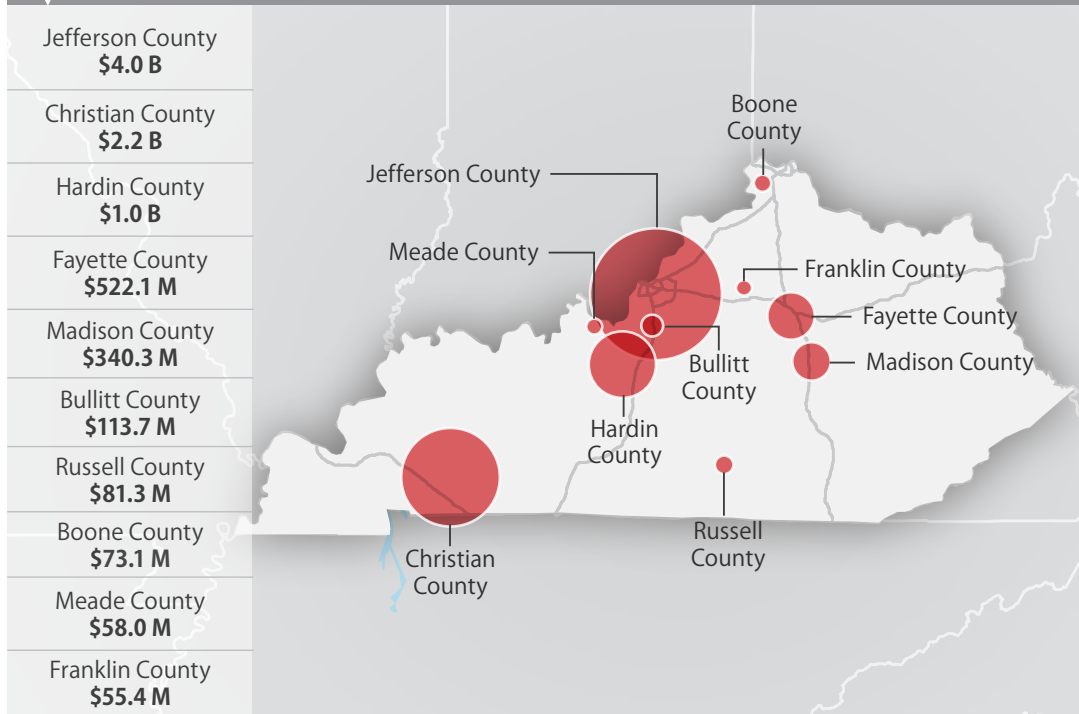


Top Personnel Locations

Christian County	30,786
Hardin County	9,529
Jefferson County	2,886
Bullitt County	1,732
Franklin County	1,351
Fayette County	1,052
Madison County	957
Meade County	810
Logan County	684
Breckinridge County	609

TOP DEFENSE SPENDING LOCATIONS

(M=millions B=billions)



Sources: Defense Manpower Data Center, U.S. Bureau of Economic Analysis, U.S. Census Bureau, and Chmura Economics & Analytics.