

KANSAS

#30 **\$3.5 BILLION**
SPENT IN STATE

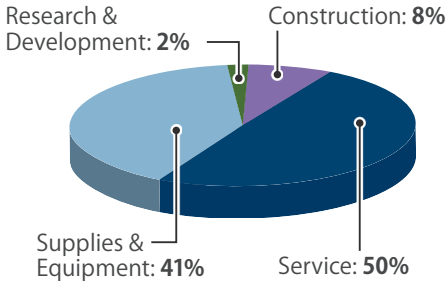
#21 **2.4%** OF
STATE GDP

0.8% OF TOTAL U.S.
DEFENSE SPENDING

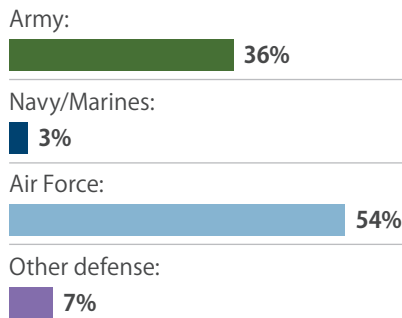
\$1,190 PER RESIDENT

CONTRACTS

By Type



By Service



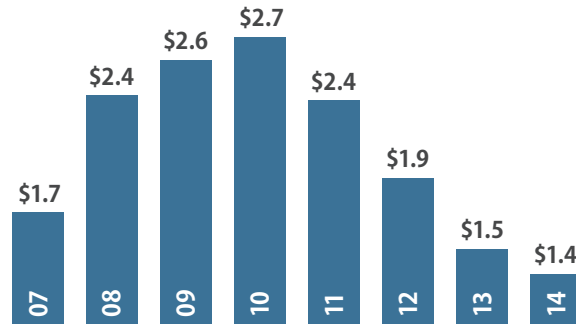
Fiscal Year 2014

Top Contractors

(M=millions)

Boeing	\$363.5 M
Raytheon	\$162.9 M
Textron	\$114.5 M
Hawker Beechcraft	\$68.1 M
Huntington Ingalls	\$60.3 M
General Dynamics	\$44.9 M
General Electric	\$25.8 M
Archer Western Aviation Partners	\$16.0 M
Aeroflex (Cobham)	\$12.8 M
Leading Technology Composites	\$12.7 M

Value of Contract Awards Performed (Billions)



DEFENSE PERSONNEL

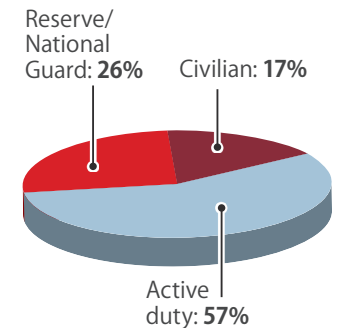
\$2.1 Billion

TOTAL PAYROLL

43,299

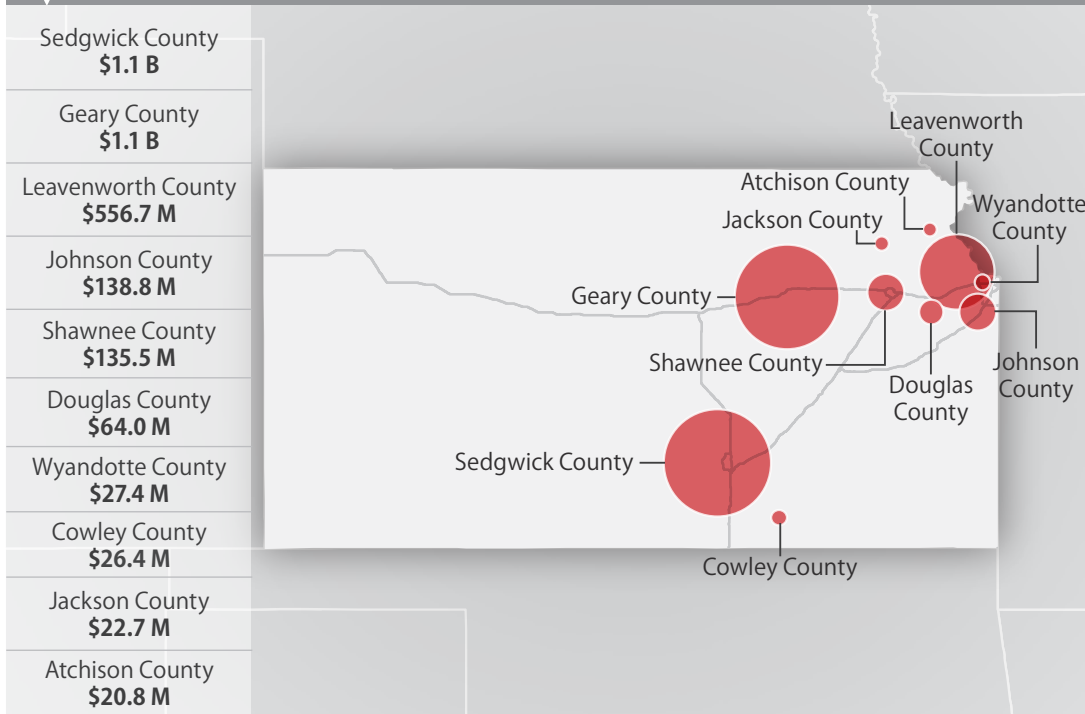
TOTAL PERSONNEL

Allocation, By Type

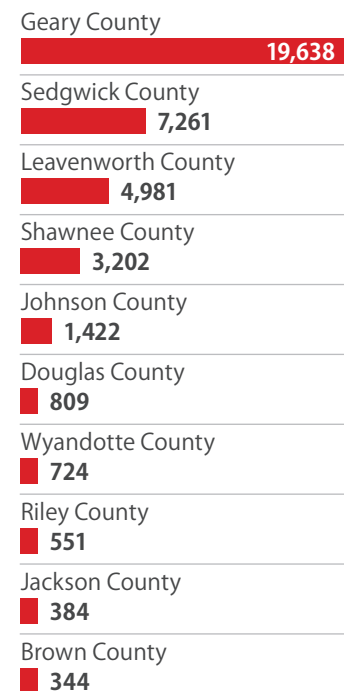


TOP DEFENSE SPENDING LOCATIONS

(M=millions B=billions)



Top Personnel Locations



Sources: Defense Manpower Data Center, U.S. Bureau of Economic Analysis, U.S. Census Bureau, and Chmura Economics & Analytics.