

IOWA

#40 \$1.4 BILLION SPENT IN STATE

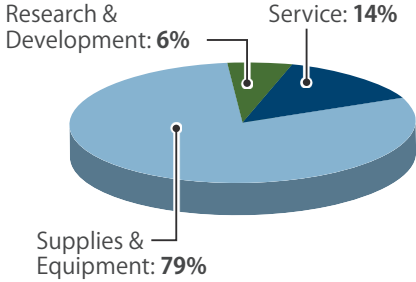
#46 0.8% OF STATE GDP

0.3% OF TOTAL U.S. DEFENSE SPENDING

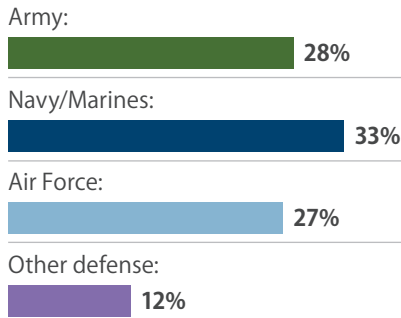
\$450 PER RESIDENT

CONTRACTS

By Type



By Service



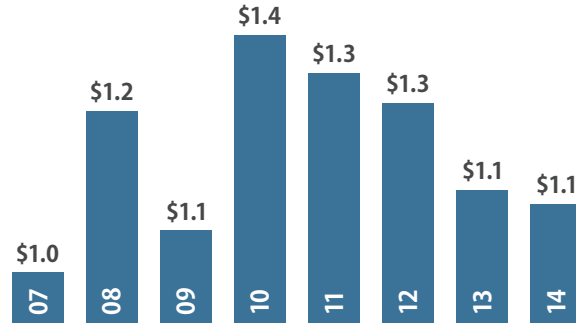
Fiscal Year 2014

Top Contractors

(M=millions)

Rockwell Collins	\$713.7 M
Data Link Solutions	\$118.0 M
American Ordnance	\$79.9 M
Cobham	\$40.8 M
Alliant Techsystems	\$11.3 M
HNI Corporation	\$10.3 M
United Technologies	\$8.8 M
University of Iowa	\$4.7 M
Munro Construction	\$4.6 M
SC Companies, Inc.	\$4.6 M

Value of Contract Awards Performed (Billions)



DEFENSE PERSONNEL

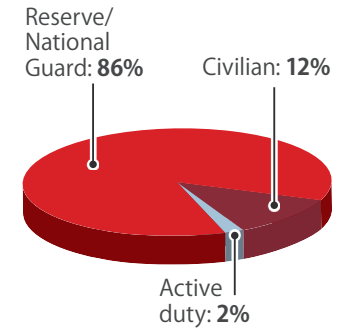
\$298.7 Million

TOTAL PAYROLL

13,405

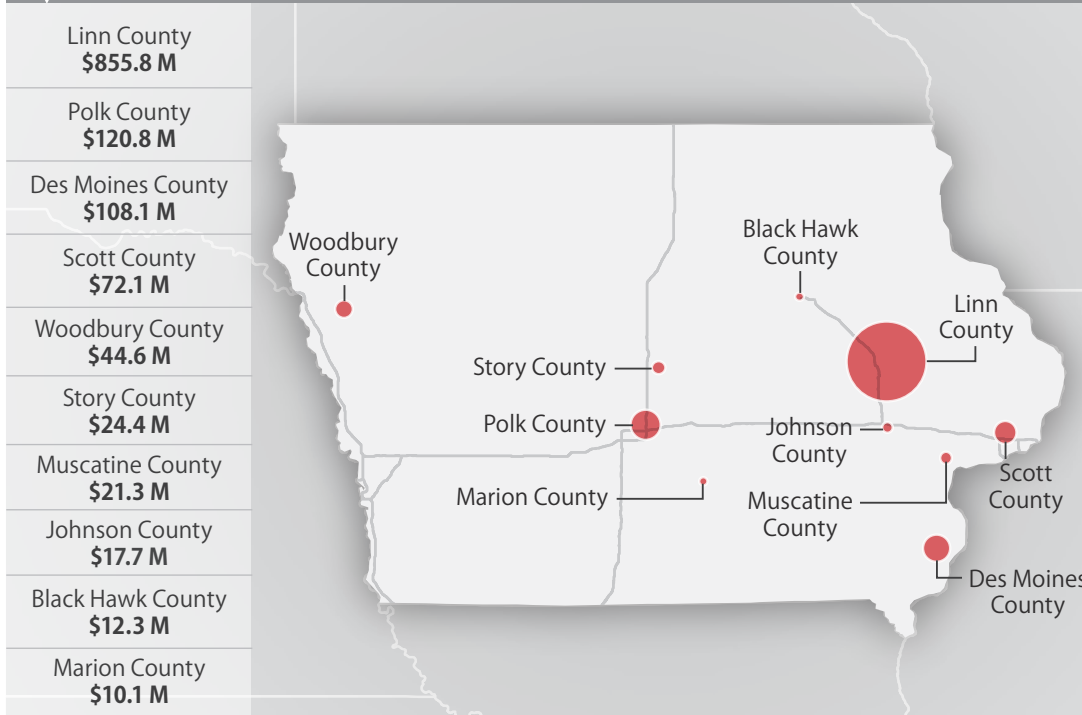
TOTAL PERSONNEL

Allocation, By Type

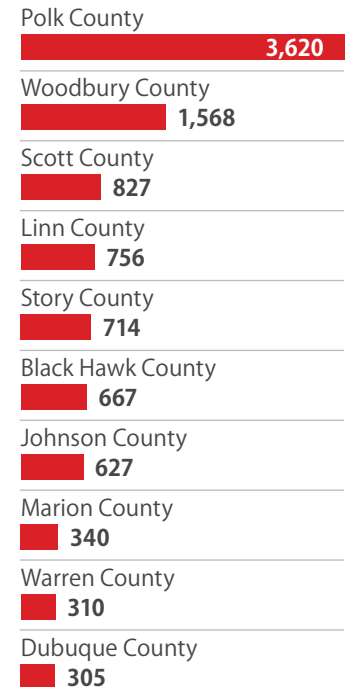


TOP DEFENSE SPENDING LOCATIONS

(M=millions)



Top Personnel Locations



Sources: Defense Manpower Data Center, U.S. Bureau of Economic Analysis, U.S. Census Bureau, and Chmura Economics & Analytics.