

INDIANA

#25 **\$4.4 BILLION**
SPENT IN STATE

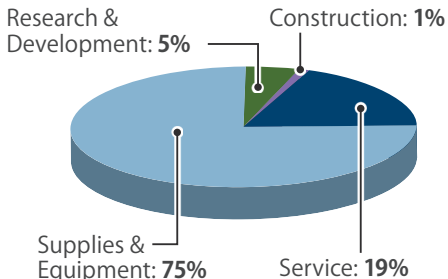
#32 **1.4% OF**
STATE GDP

1.1% OF TOTAL U.S.
DEFENSE SPENDING

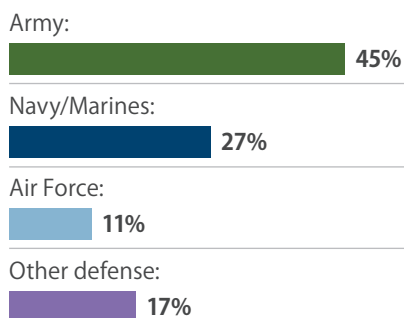
\$674 PER RESIDENT

CONTRACTS

By Type



By Service



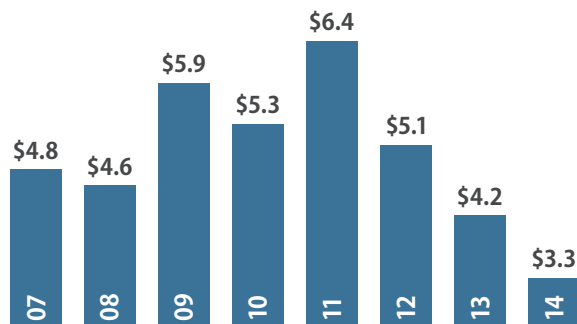
Fiscal Year 2014

Top Contractors

(M=millions B=billions)

MacAndrews & Forbes Holdings	\$1.1 B
Rolls-Royce	\$598.7 M
Raytheon	\$361.8 M
Calumet Shreveport Fuels	\$139.7 M
ITT	\$122.8 M
ERAPSC	\$101.6 M
SAIC	\$98.6 M
Petroleum Traders	\$95.8 M
AmeriQual	\$76.3 M
Allison Transmission	\$45.3 M

Value of Contract Awards Performed (Billions)



DEFENSE PERSONNEL

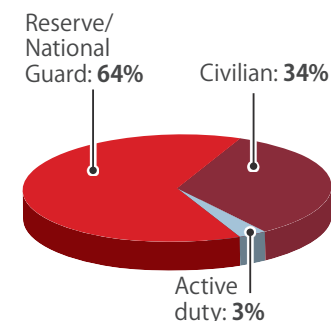
\$1.1 Billion

TOTAL PAYROLL

31,290

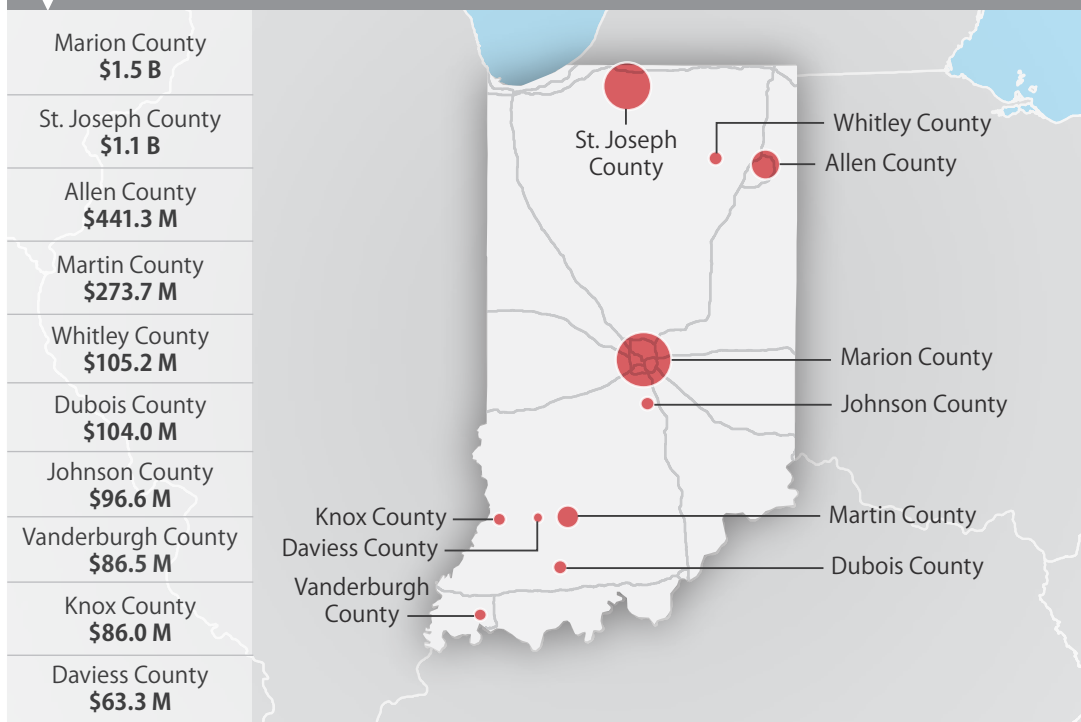
TOTAL PERSONNEL

Allocation, By Type

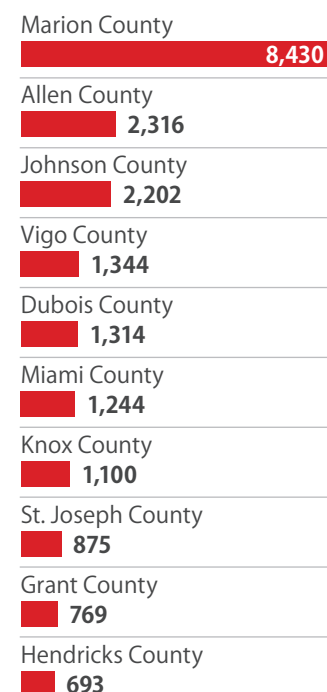


TOP DEFENSE SPENDING LOCATIONS

(M=millions B=billions)



Top Personnel Locations



Sources: Defense Manpower Data Center, U.S. Bureau of Economic Analysis, U.S. Census Bureau, and Chmura Economics & Analytics.