

ILLINOIS

#23 **\$5.6 BILLION**
SPENT IN STATE

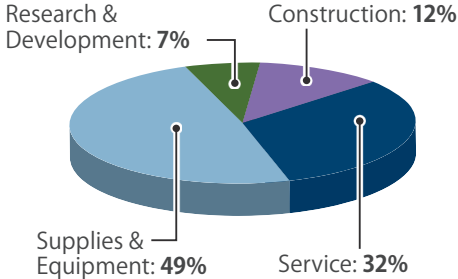
#48 **0.8%** OF
STATE GDP

1.3% OF TOTAL U.S.
DEFENSE SPENDING

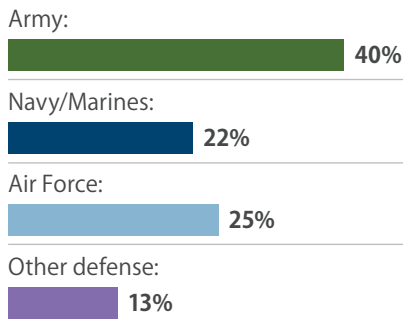
\$431 PER RESIDENT

CONTRACTS

By Type



By Service



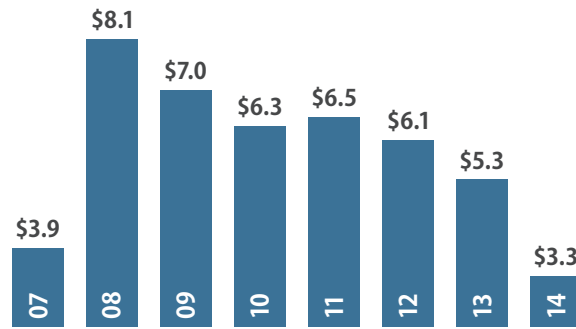
Fiscal Year 2014

Top Contractors

(M=millions)

Huntington Ingalls	\$650.4 M
Cardinal Health	\$344.3 M
Alion Science and Technology	\$320.4 M
Navistar International	\$252.0 M
Washington Group/Alberici Joint Venture	\$221.6 M
Caterpillar	\$193.8 M
CDW Holdings	\$142.7 M
General Dynamics	\$125.7 M
Olin Corporation	\$99.7 M
Supplycore Inc.	\$88.6 M

Value of Contract Awards Performed (Billions)



DEFENSE PERSONNEL

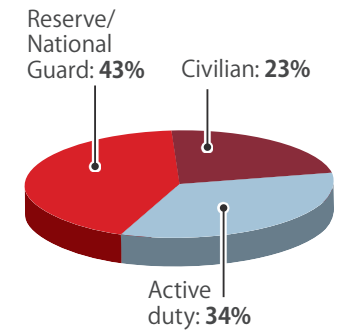
\$2.2 Billion

TOTAL PAYROLL

57,391

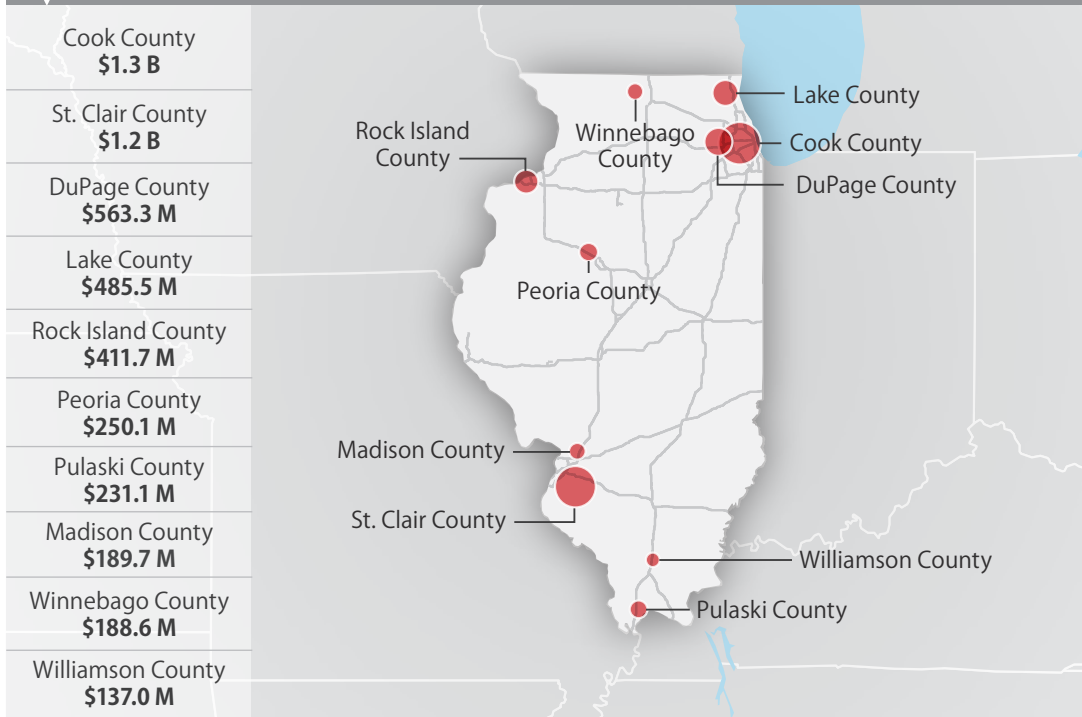
TOTAL PERSONNEL

Allocation, By Type

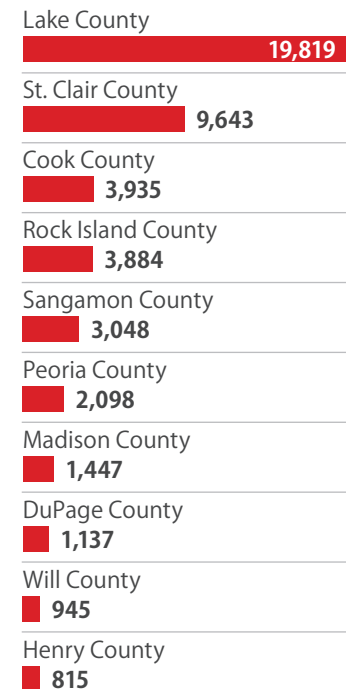


TOP DEFENSE SPENDING LOCATIONS

(M=millions B=billions)



Top Personnel Locations



Sources: Defense Manpower Data Center, U.S. Bureau of Economic Analysis, U.S. Census Bureau, and Chmura Economics & Analytics.