

HAWAII

#18 **\$7.6 BILLION**
SPENT IN STATE

#2 **9.9%** OF
STATE GDP

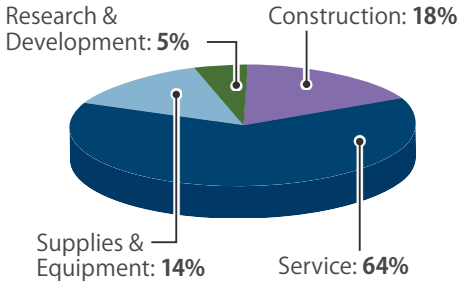
1.8% OF TOTAL U.S.
DEFENSE SPENDING

\$5,352 PER RESIDENT

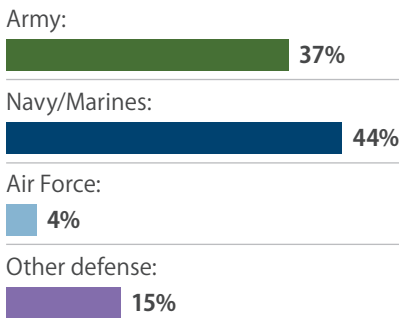


CONTRACTS

By Type



By Service



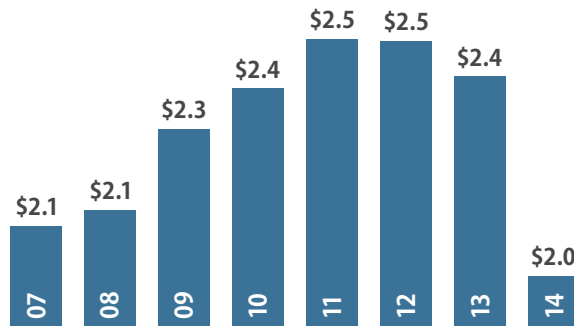
Fiscal Year 2014

Top Contractors

(M=millions)

BAE Systems	\$136.7 M
Tesoro	\$66.8 M
Nan, Inc.	\$62.5 M
Manu Kai	\$58.8 M
J & J Maintenance	\$36.3 M
Pelatron	\$35.9 M
dck-ecc pacific	\$35.7 M
Absher Construction	\$35.7 M
Performance Systems Inc.	\$35.3 M
Y. Hata	\$26.2 M

Value of Contract Awards Performed (Billions)



DEFENSE PERSONNEL

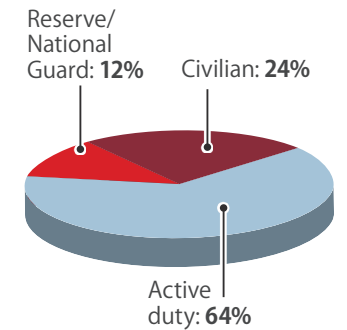
\$5.6 Billion

TOTAL PAYROLL

77,163

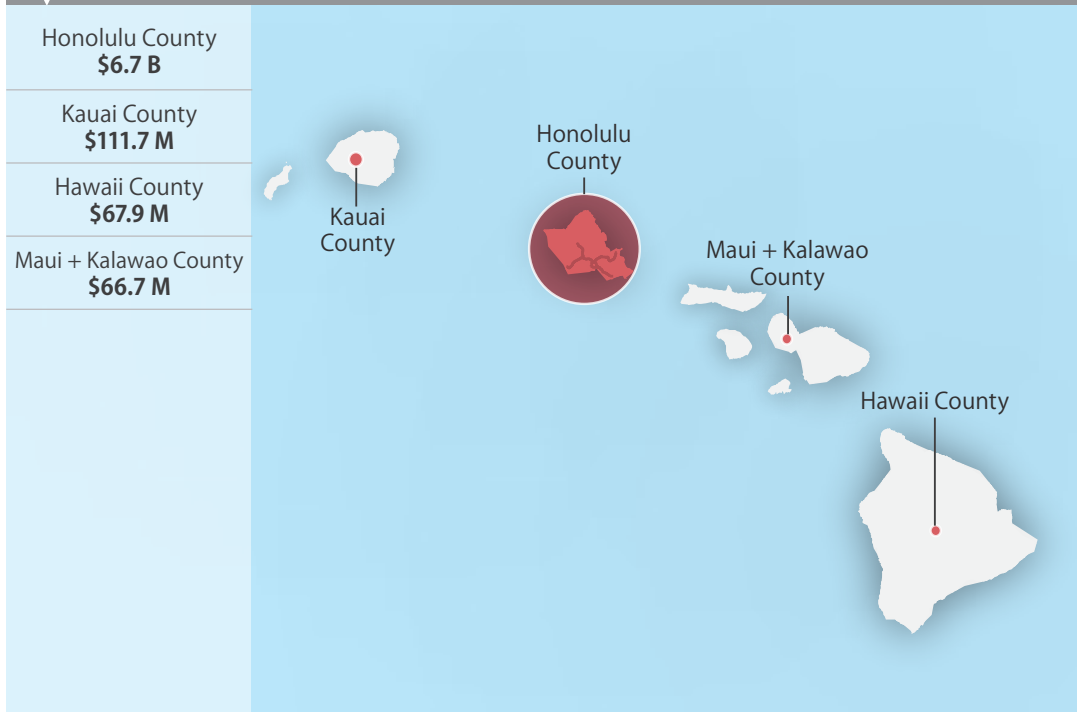
TOTAL PERSONNEL

Allocation, By Type

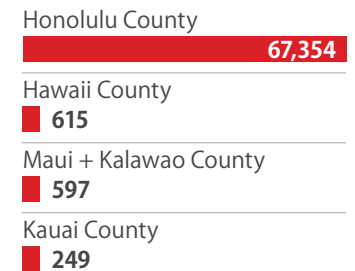


TOP DEFENSE SPENDING LOCATIONS

(M=millions B=billions)



Top Personnel Locations



Sources: Defense Manpower Data Center, U.S. Bureau of Economic Analysis, U.S. Census Bureau, and Chmura Economics & Analytics.