

GEORGIA

#8 \$12.2 BILLION SPENT IN STATE

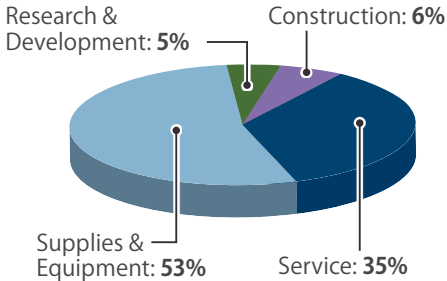
#19 2.6% OF STATE GDP

2.9% OF TOTAL U.S. DEFENSE SPENDING

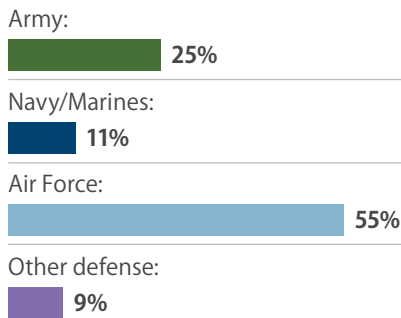
\$1,208 PER RESIDENT

CONTRACTS

By Type



By Service



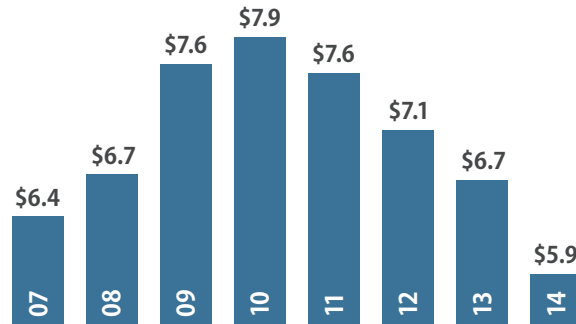
Fiscal Year 2014

Top Contractors

(M=millions B=billions)

Lockheed Martin	\$2.5 B
Georgia Tech Applied Research Corporation	\$243.0 M
General Dynamics	\$186.5 M
Scientific Research Corporation	\$144.2 M
Northrop Grumman	\$103.4 M
Mansfield Oil Company	\$67.5 M
WPP	\$66.8 M
Caddell Construction	\$58.1 M
Tiya Support Services	\$57.3 M
State of Georgia	\$55.7 M

Value of Contract Awards Performed (Billions)



DEFENSE PERSONNEL

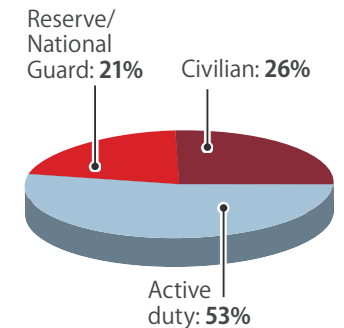
\$6.3 Billion

TOTAL PAYROLL

130,690

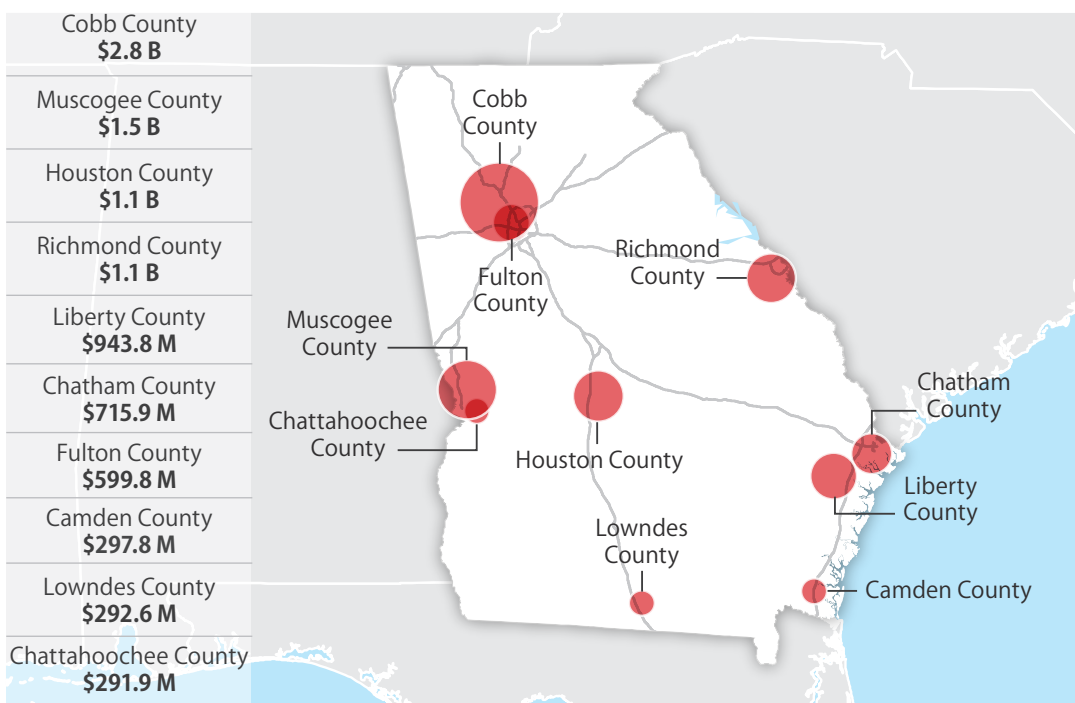
TOTAL PERSONNEL

Allocation, By Type

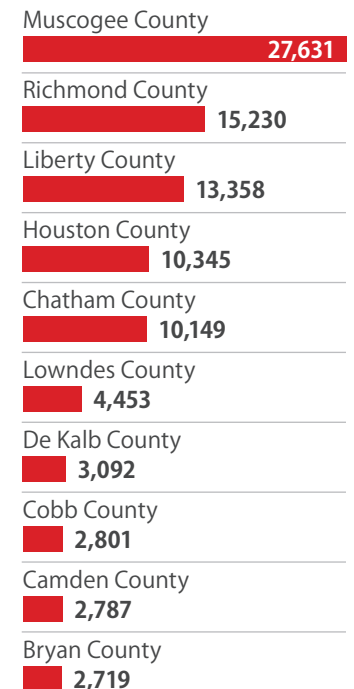


TOP DEFENSE SPENDING LOCATIONS

(M=millions B=billions)



Top Personnel Locations



Sources: Defense Manpower Data Center, U.S. Bureau of Economic Analysis, U.S. Census Bureau, and Chmura Economics & Analytics.