

# FLORIDA

#5 \$17.9 BILLION SPENT IN STATE

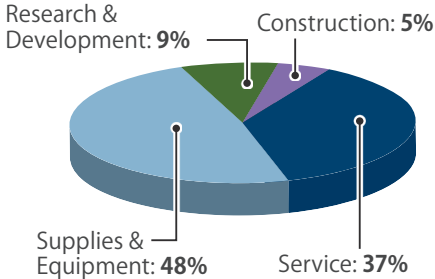
#26 2.2% OF STATE GDP

4.3% OF TOTAL U.S. DEFENSE SPENDING

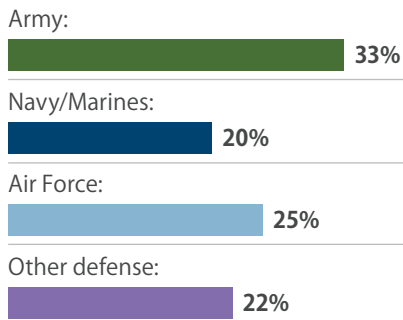
\$898 PER RESIDENT

## CONTRACTS

### By Type



### By Service



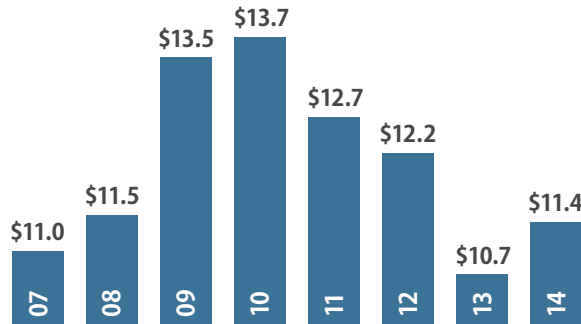
Fiscal Year 2014

### Top Contractors

(M=millions B=billions)

Lockheed Martin	\$2.0 B
Huntington Ingalls	\$638.7 M
Raytheon	\$617.2 M
Hellfire Systems	\$398.7 M
General Dynamics	\$303.5 M
Jacobs Engineering Group	\$253.9 M
Harris	\$206.8 M
Honeywell International	\$187.3 M
Finmeccanica	\$168.0 M
BAE Systems	\$159.7 M

### Value of Contract Awards Performed (Billions)



## DEFENSE PERSONNEL

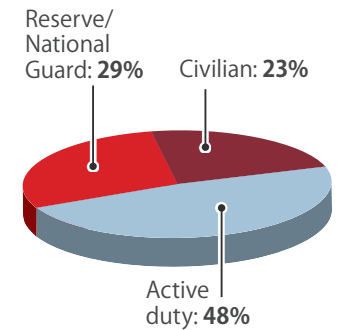
\$6.5 Billion

TOTAL PAYROLL

125,096

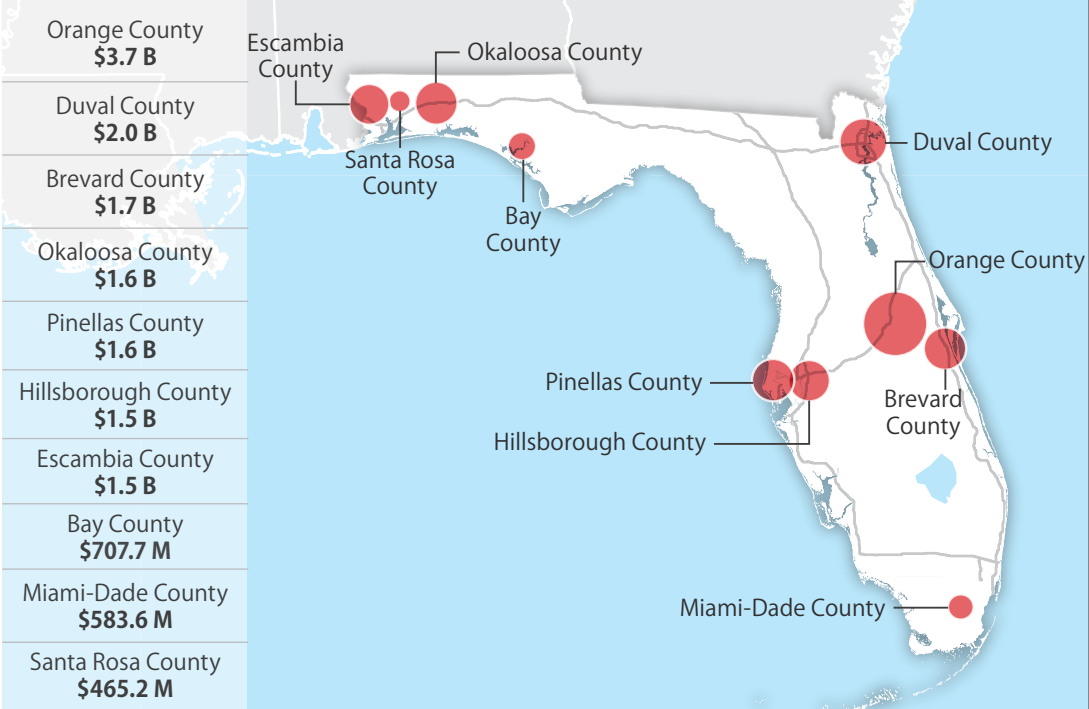
TOTAL PERSONNEL

### Allocation, By Type

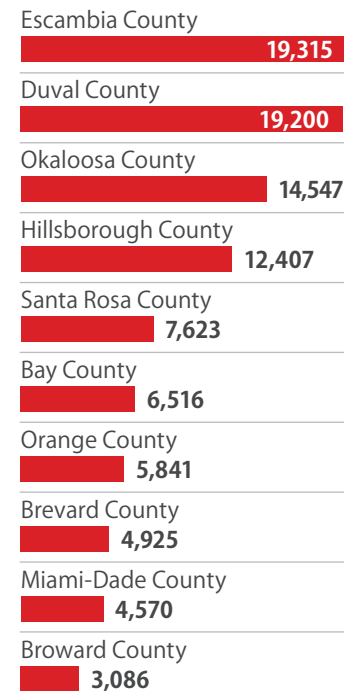


## TOP DEFENSE SPENDING LOCATIONS

(M=millions B=billions)



## Top Personnel Locations



Sources: Defense Manpower Data Center, U.S. Bureau of Economic Analysis, U.S. Census Bureau, and Chmura Economics & Analytics.