

DISTRICT OF COLUMBIA

#21 **\$6.5 BILLION**
SPENT IN STATE

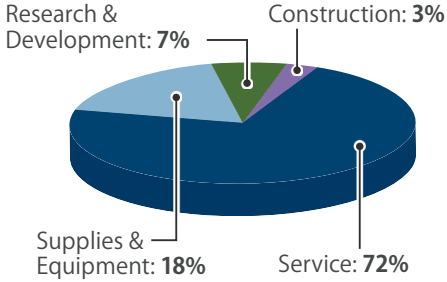
#4 **5.8% OF**
STATE GDP

1.6% OF TOTAL U.S.
DEFENSE SPENDING

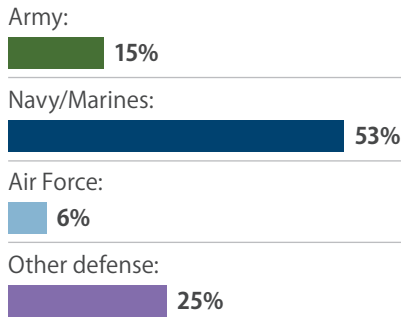
\$9,924 PER RESIDENT

CONTRACTS

By Type



By Service



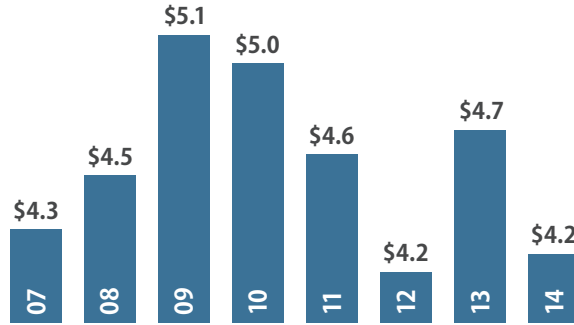
Fiscal Year 2014

Top Contractors

(M=millions)

United States Department of Energy	\$410.3 M
Alion Science and Technology	\$299.5 M
Booz Allen Hamilton Holding Corporation	\$221.5 M
Rand Corporation	\$182.5 M
SAIC	\$120.0 M
Computer Sciences Corporation	\$119.7 M
American Petroleum Tankers	\$105.0 M
Government of the United States	\$91.0 M
Carahsoft	\$77.0 M
ITT	\$62.9 M

Value of Contract Awards Performed (Billions)

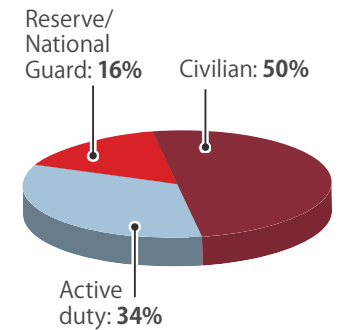


DEFENSE PERSONNEL

\$2.3 Billion
TOTAL PAYROLL

25,041
TOTAL PERSONNEL


Allocation, By Type



TOP DEFENSE SPENDING LOCATIONS (B=billions)



Top Personnel Locations



Sources: Defense Manpower Data Center, U.S. Bureau of Economic Analysis, U.S. Census Bureau, and Chmura Economics & Analytics.