

# DELAWARE

#45 \$721.1 MILLION SPENT IN STATE

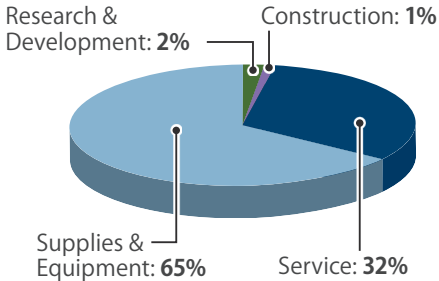
#39 1.1% OF STATE GDP

0.2% OF TOTAL U.S. DEFENSE SPENDING

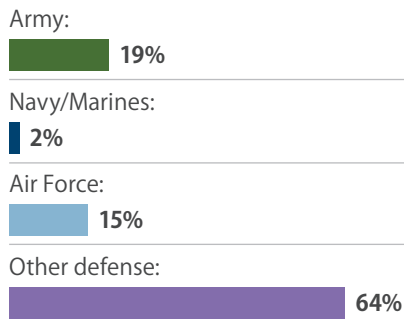
\$771 PER RESIDENT

## CONTRACTS

### By Type



### By Service



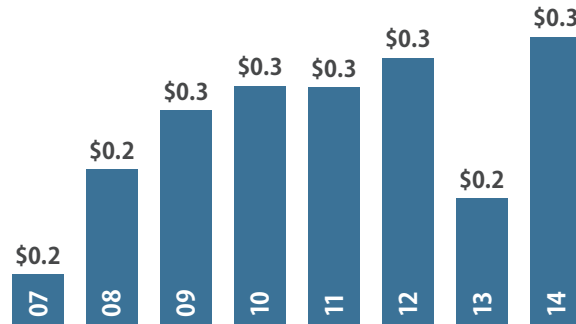
Fiscal Year 2014

### Top Contractors

(M=millions)

|  |           |
|--|-----------|
| Husky Energy                               | \$174.1 M |
| Great Lakes Dredge & Dock                  | \$12.7 M  |
| Johnson Controls Federal Systems-Versar JV | \$12.3 M  |
| Cherokee Nation Construction Services      | \$11.2 M  |
| Caesar Rodney School District              | \$8.4 M   |
| DIMO Corp                                  | \$6.4 M   |
| George & Lynch                             | \$6.0 M   |
| Tesla Industries                           | \$4.3 M   |
| Corcon                                     | \$3.7 M   |
| Miami Business Services                    | \$3.6 M   |

### Value of Contract Awards Performed (Billions)



## DEFENSE PERSONNEL

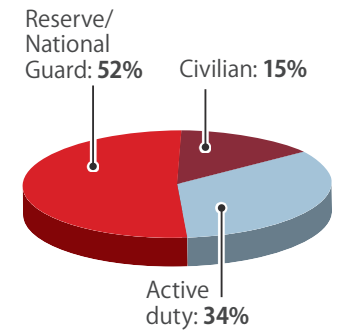
\$398.9 Million

TOTAL PAYROLL

10,173

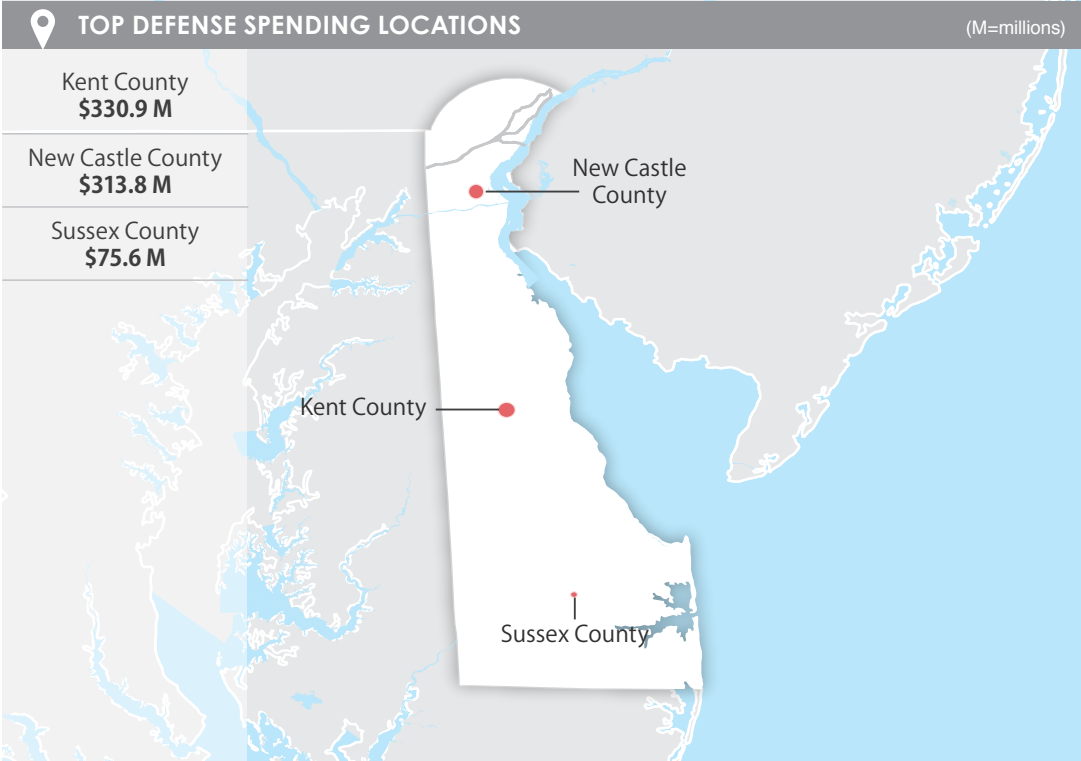
TOTAL PERSONNEL

### Allocation, By Type



### Top Personnel Locations

|                   |       |
|-------------------|-------|
| Kent County       | 5,910 |
| New Castle County | 3,184 |
| Sussex County     | 1,063 |



Sources: Defense Manpower Data Center, U.S. Bureau of Economic Analysis, U.S. Census Bureau, and Chmura Economics & Analytics.