

CONNECTICUT

#14 **\$9.9 BILLION**
SPENT IN STATE

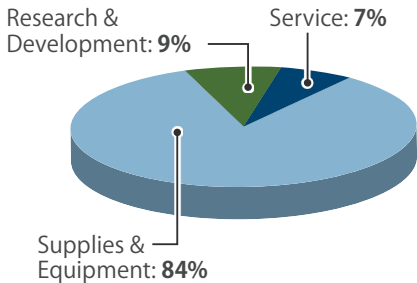
#11 **3.9% OF**
STATE GDP

2.4% OF TOTAL U.S.
DEFENSE SPENDING

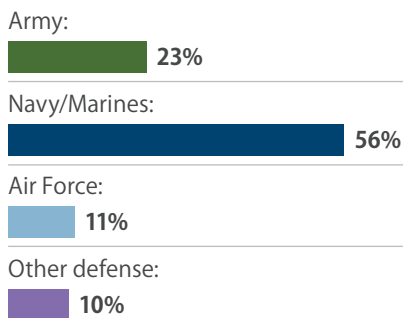
\$2,758 PER RESIDENT

CONTRACTS

By Type



By Service



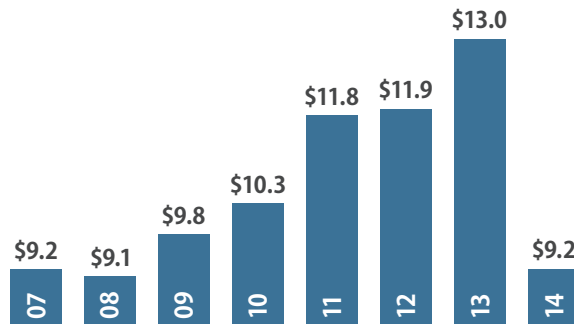
Fiscal Year 2014

Top Contractors

(M=millions B=billions)

United Technologies	\$5.6 B
General Dynamics	\$3.7 B
Applied Physical Sciences	\$27.5 M
Timken	\$26.4 M
Finmeccanica	\$24.0 M
Colt Defense	\$19.7 M
SPX	\$14.5 M
Connecticut Container Corporation (Unicorr)	\$12.8 M
Treadwell	\$12.7 M
Kaman Corporation	\$11.7 M

Value of Contract Awards Performed (Billions)



DEFENSE PERSONNEL

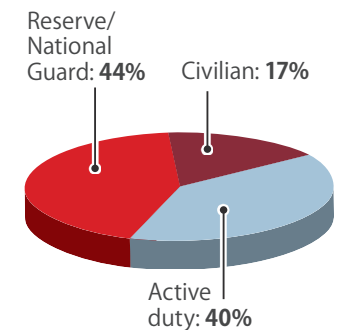
\$706.8 Million

TOTAL PAYROLL

15,446

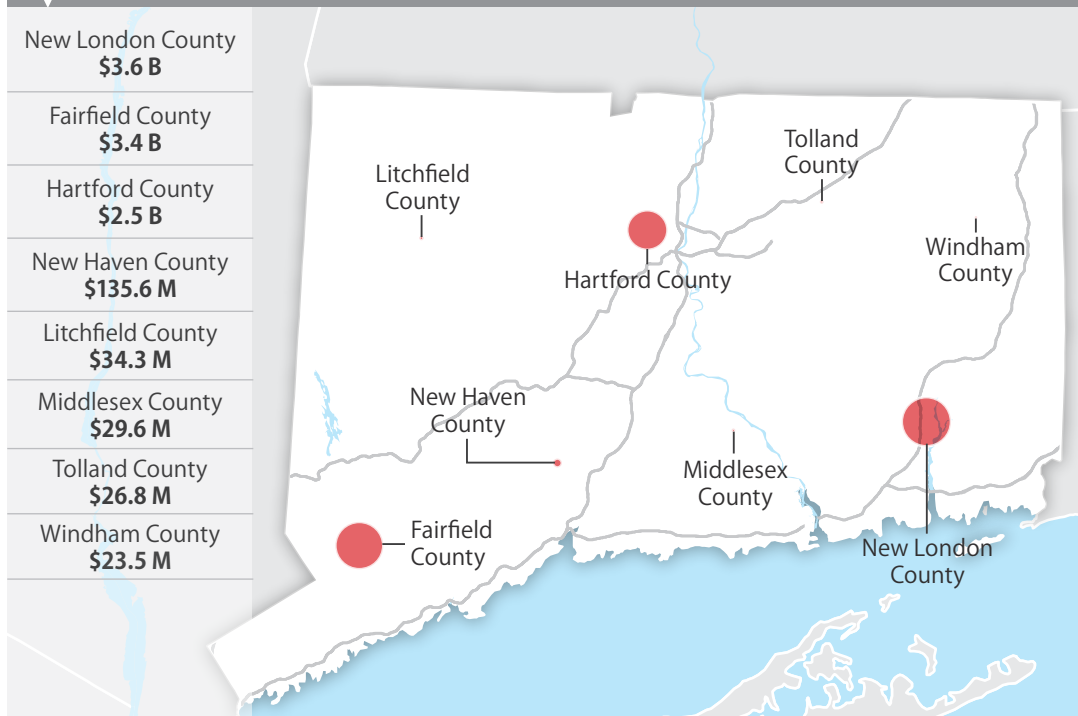
TOTAL PERSONNEL

Allocation, By Type

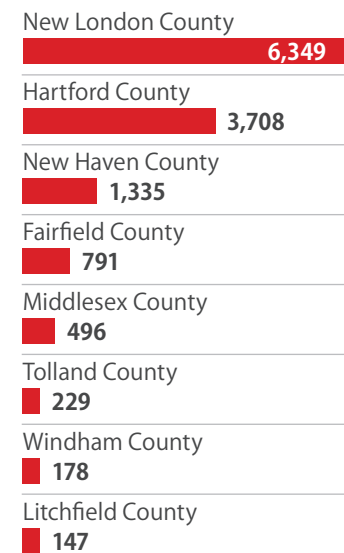


TOP DEFENSE SPENDING LOCATIONS

(M=millions B=billions)



Top Personnel Locations



Sources: Defense Manpower Data Center, U.S. Bureau of Economic Analysis, U.S. Census Bureau, and Chmura Economics & Analytics.