

COLORADO

#16 \$9.2 BILLION SPENT IN STATE

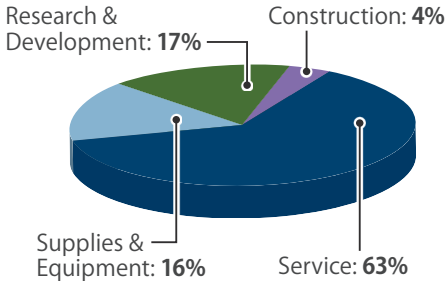
#17 3.0% OF STATE GDP

2.2% OF TOTAL U.S. DEFENSE SPENDING

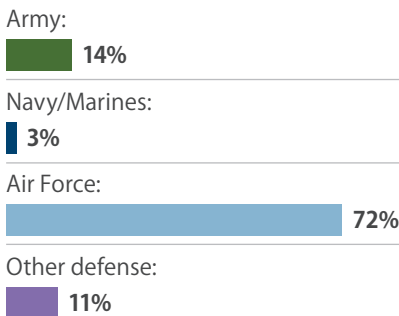
\$1,717 PER RESIDENT

CONTRACTS

By Type



By Service



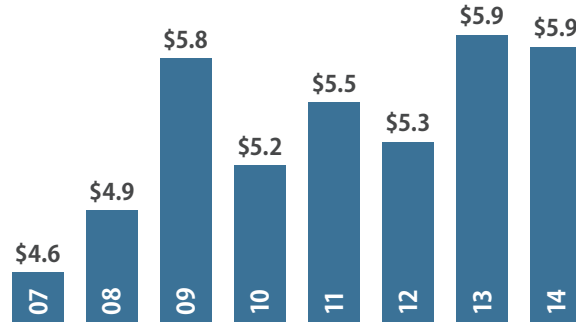
Fiscal Year 2014

Top Contractors

(M=millions B=billions)

United Launch Alliance	\$2.4 B
Lockheed Martin	\$413.7 M
Raytheon	\$279.3 M
Northrop Grumman	\$275.4 M
ITT	\$249.7 M
Harris	\$122.7 M
Berkshire Hathaway (FlightSafety Services Corp.)	\$111.9 M
Intelligent Software Solutions	\$109.6 M
Ball	\$109.3 M
Honeywell International	\$92.4 M

Value of Contract Awards Performed (Billions)



DEFENSE PERSONNEL

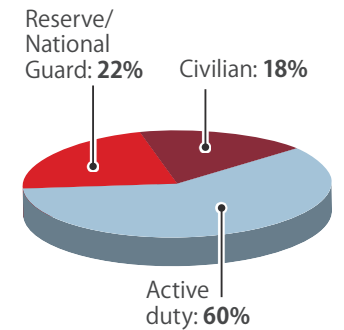
\$3.3 Billion

TOTAL PAYROLL

62,859

TOTAL PERSONNEL

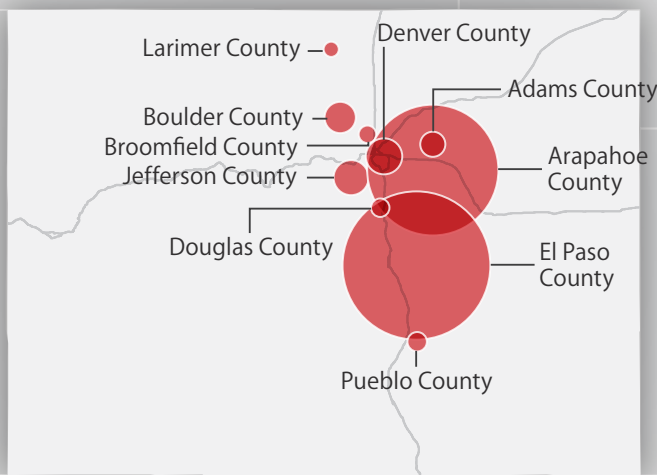
Allocation, By Type



TOP DEFENSE SPENDING LOCATIONS

(M=millions B=billions)

El Paso County	\$4.1 B
Arapahoe County	\$3.2 B
Denver County	\$246.7 M
Jefferson County	\$236.5 M
Boulder County	\$193.5 M
Adams County	\$118.9 M
Pueblo County	\$75.4 M
Douglas County	\$65.2 M
Broomfield County	\$58.1 M
Larimer County	\$47.2 M



Top Personnel Locations

El Paso County	36,572
Arapahoe County	6,021
Adams County	2,297
Jefferson County	1,262
Denver County	1,095
Teller County	544
Larimer County	499
Boulder County	490
Pueblo County	456
Douglas County	414

Sources: Defense Manpower Data Center, U.S. Bureau of Economic Analysis, U.S. Census Bureau, and Chmura Economics & Analytics.