

# ARKANSAS

#42 \$1.4 BILLION SPENT IN STATE

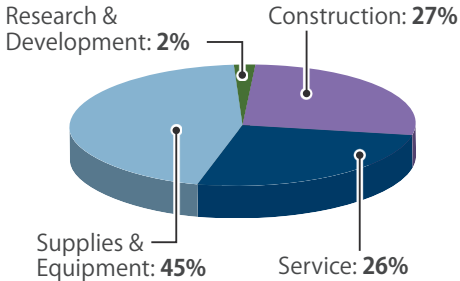
#40 1.1% OF STATE GDP

0.3% OF TOTAL U.S. DEFENSE SPENDING

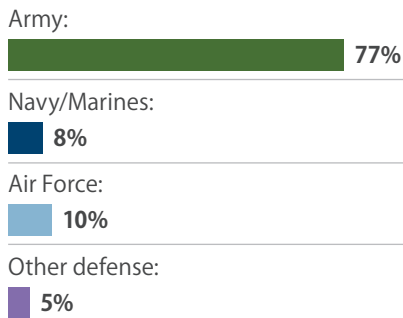
\$469 PER RESIDENT

## CONTRACTS

### By Type



### By Service



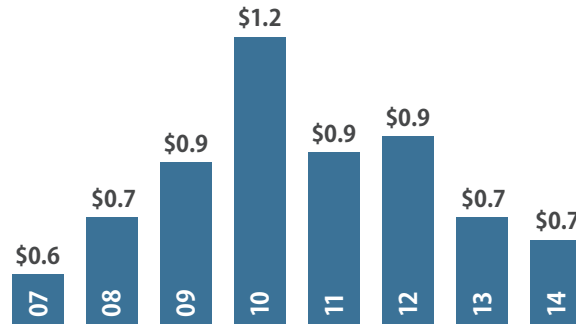
Fiscal Year 2014

### Top Contractors

(M=millions)

General Dynamics	\$170.0 M
URS	\$122.3 M
Andritz AG	\$21.3 M
HGL Construction	\$16.6 M
PPG Industries	\$10.9 M
Ross Group Construction	\$9.2 M
SPECTRA Technologies	\$7.9 M
United Technologies	\$7.4 M
BCI Construction	\$7.1 M
SDIC Constructors	\$6.8 M

### Value of Contract Awards Performed (Billions)

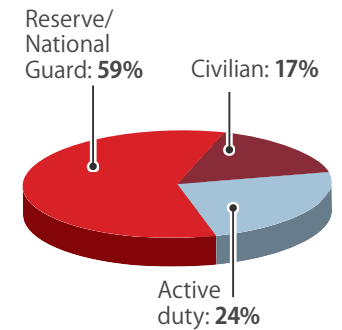


## DEFENSE PERSONNEL

\$735.1 Million  
TOTAL PAYROLL

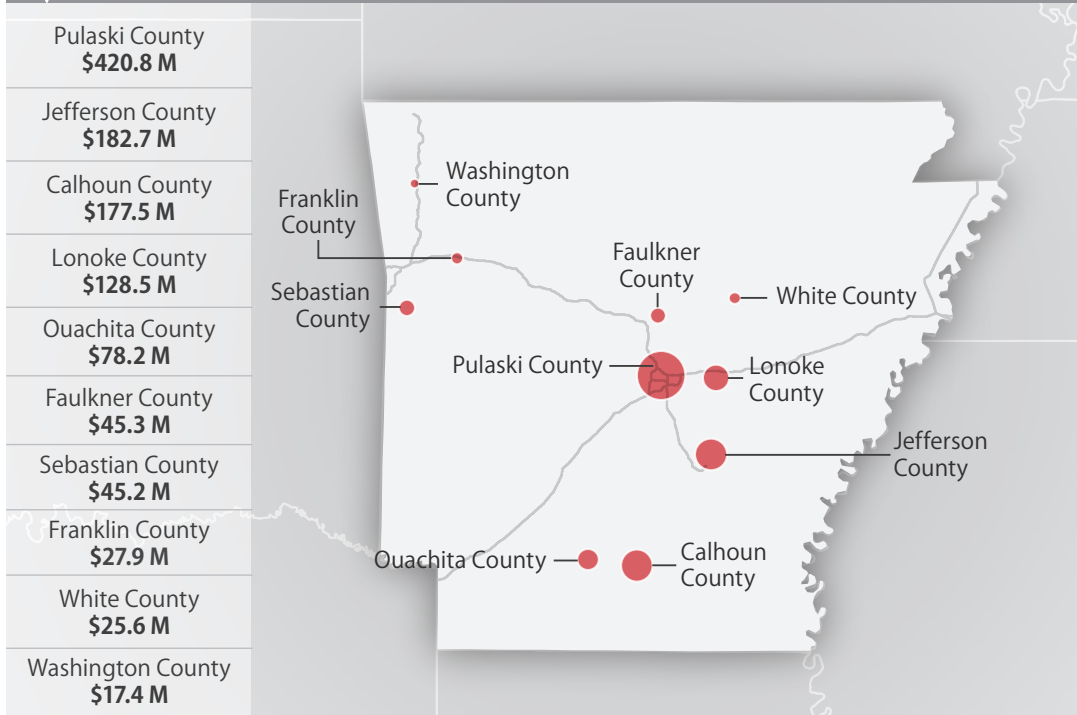
21,154  
TOTAL PERSONNEL

### Allocation, By Type

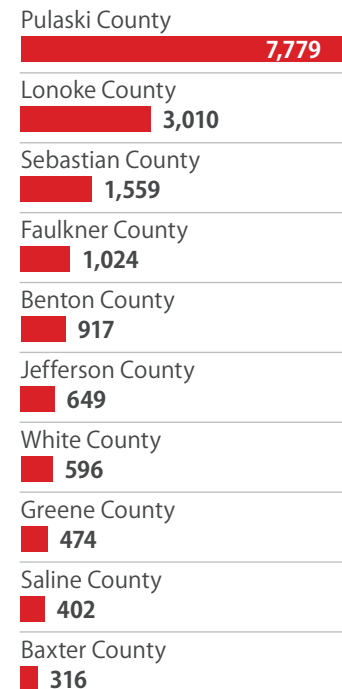


## TOP DEFENSE SPENDING LOCATIONS

(M=millions)



## Top Personnel Locations



Sources: Defense Manpower Data Center, U.S. Bureau of Economic Analysis, U.S. Census Bureau, and Chmura Economics & Analytics.