

ARIZONA

#11 \$11.2 BILLION SPENT IN STATE

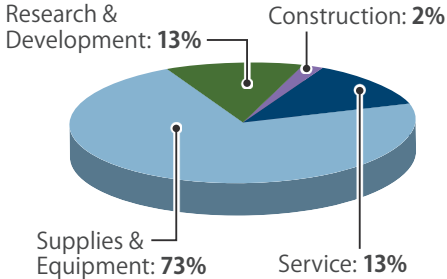
#10 4.0% OF STATE GDP

2.7% OF TOTAL U.S. DEFENSE SPENDING

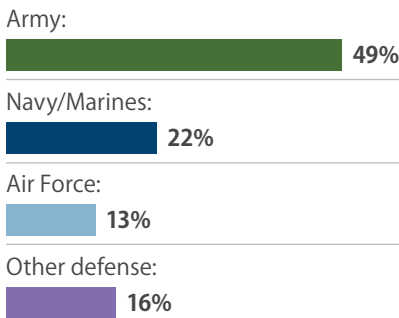
\$1,659 PER RESIDENT

CONTRACTS

By Type



By Service



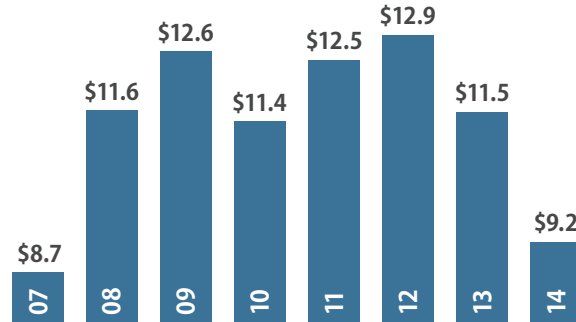
Fiscal Year 2014

Top Contractors

(M=millions B=billions)

Raytheon	\$4.0 B
Boeing	\$2.6 B
General Dynamics	\$464.5 M
Honeywell International	\$380.4 M
Northrop Grumman	\$128.7 M
Orbital Sciences Corporation	\$123.0 M
BAE Systems	\$119.7 M
TRAX International	\$109.1 M
Lockheed Martin	\$70.7 M
ManTech International	\$68.0 M

Value of Contract Awards Performed (Billions)



DEFENSE PERSONNEL

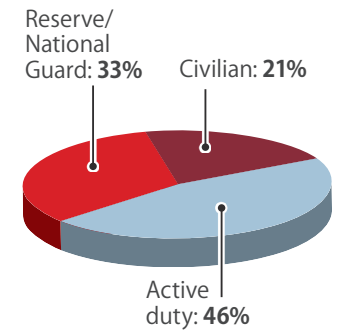
\$1.9 Billion

TOTAL PAYROLL

43,185

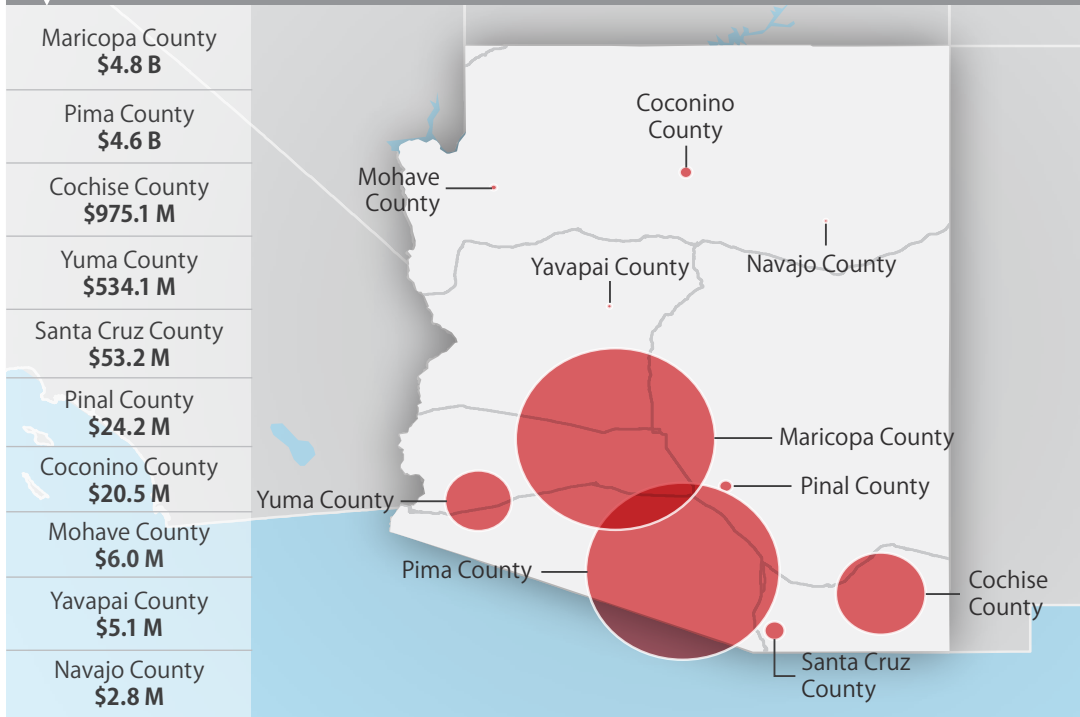
TOTAL PERSONNEL

Allocation, By Type

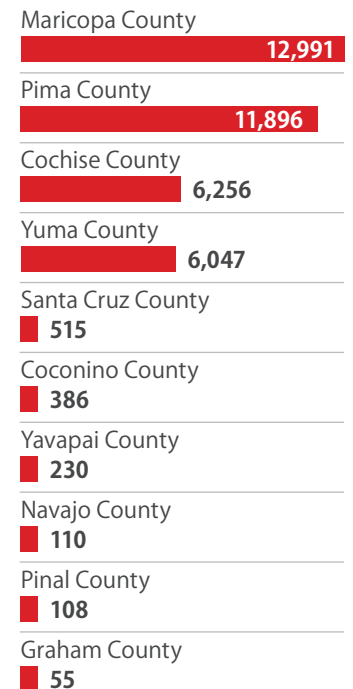


TOP DEFENSE SPENDING LOCATIONS

(M=millions B=billions)



Top Personnel Locations



Sources: Defense Manpower Data Center, U.S. Bureau of Economic Analysis, U.S. Census Bureau, and Chmura Economics & Analytics.