

# ALASKA

#31 **\$3.4 BILLION**  
SPENT IN STATE

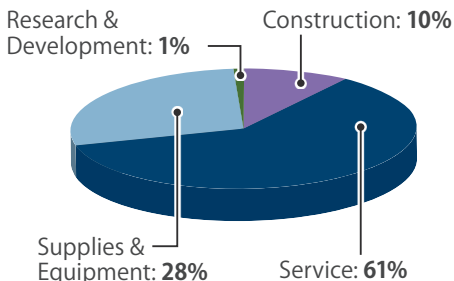
#5 **5.7% OF**  
STATE GDP

**0.8%** OF TOTAL U.S.  
DEFENSE SPENDING

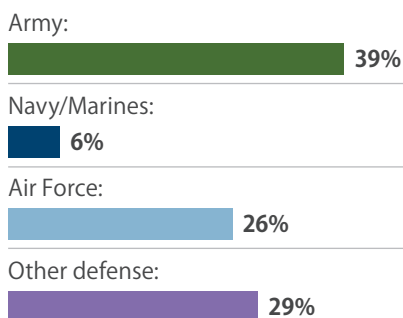
**\$4,576** PER RESIDENT

## CONTRACTS

### By Type



### By Service



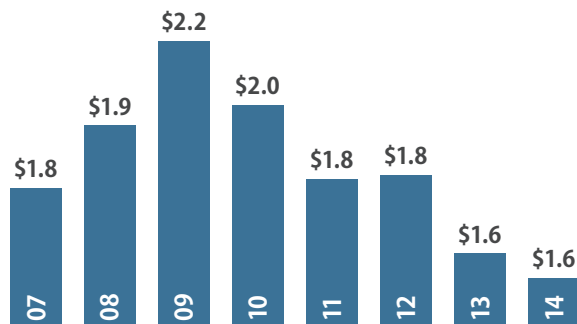
Fiscal Year 2014

### Top Contractors

(M=millions)

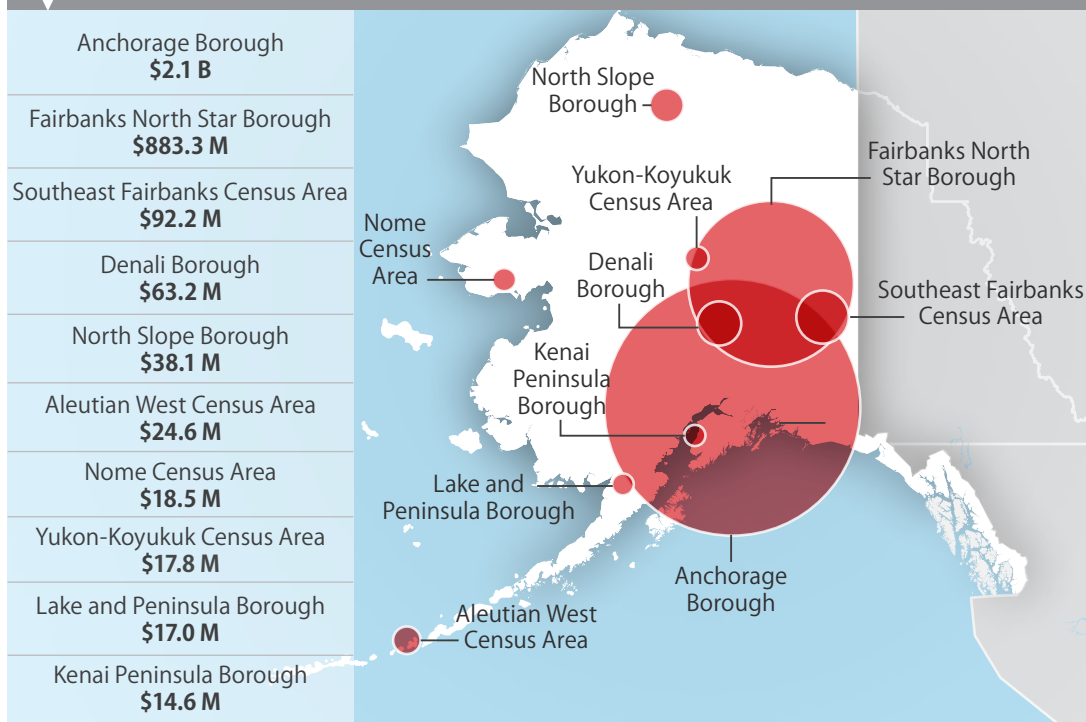
|  |           |
|--|-----------|
| Arctic Slope Regional Corporation          | \$296.8 M |
| Crowley Petroleum Distribution             | \$120.6 M |
| Doyon Utilities                            | \$61.9 M  |
| BAE Systems                                | \$46.8 M  |
| Watterson Construction                     | \$43.7 M  |
| Alutiiq                                    | \$41.6 M  |
| NANA Regional Corporation                  | \$37.2 M  |
| Chugach Alaska Corporation                 | \$33.9 M  |
| SIOTS                                      | \$30.4 M  |
| Bristol Environmental Remediation Services | \$26.9 M  |

### Value of Contract Awards Performed (Billions)



## TOP DEFENSE SPENDING LOCATIONS

(M=millions B=billions)



## DEFENSE PERSONNEL

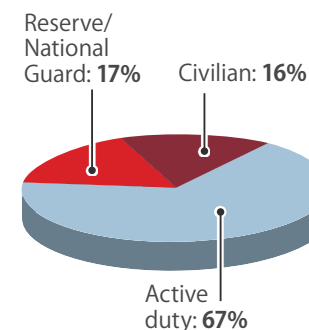
**\$1.8 Billion**

TOTAL PAYROLL


**29,188**

TOTAL PERSONNEL

### Allocation, By Type



### Top Personnel Locations



Sources: Defense Manpower Data Center, U.S. Bureau of Economic Analysis, U.S. Census Bureau, and Chmura Economics & Analytics.