

# ALABAMA

#10 \$11.5 BILLION SPENT IN STATE

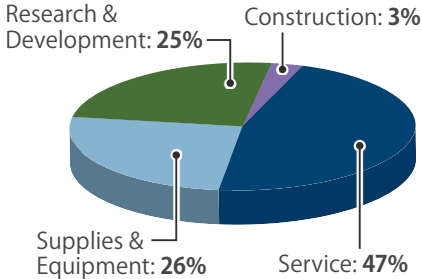
#3 5.9% OF STATE GDP

2.7% OF TOTAL U.S. DEFENSE SPENDING

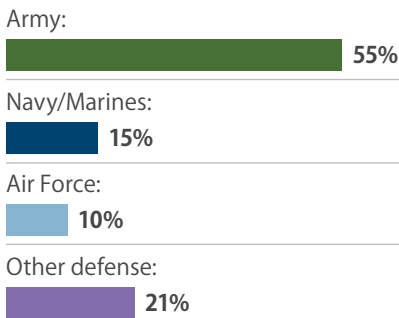
\$2,363 PER RESIDENT

## CONTRACTS

### By Type



### By Service



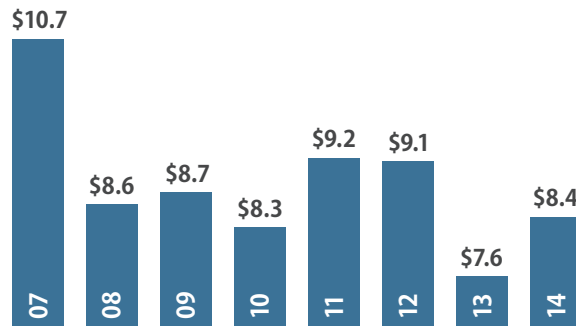
Fiscal Year 2014

### Top Contractors

(M=millions)

Computershare (Austal)	\$991.4 M
Boeing	\$656.2 M
SAIC	\$566.6 M
Court Square Capital Partners (NTS Huntsville)	\$524.8 M
L-3 Communications	\$406.1 M
Northrop Grumman	\$328.6 M
Redstone Defense Systems	\$281.5 M
Intuitive Research and Technology	\$268.1 M
Computer Sciences Corporation	\$240.5 M
Science and Engineering Services	\$192.9 M

### Value of Contract Awards Performed (Billions)



## DEFENSE PERSONNEL

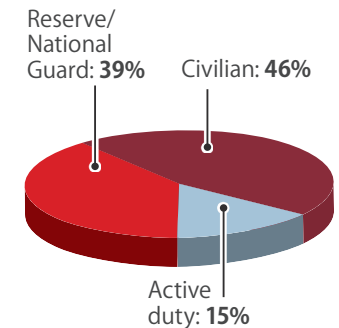
\$3.1 Billion

TOTAL PAYROLL

53,059

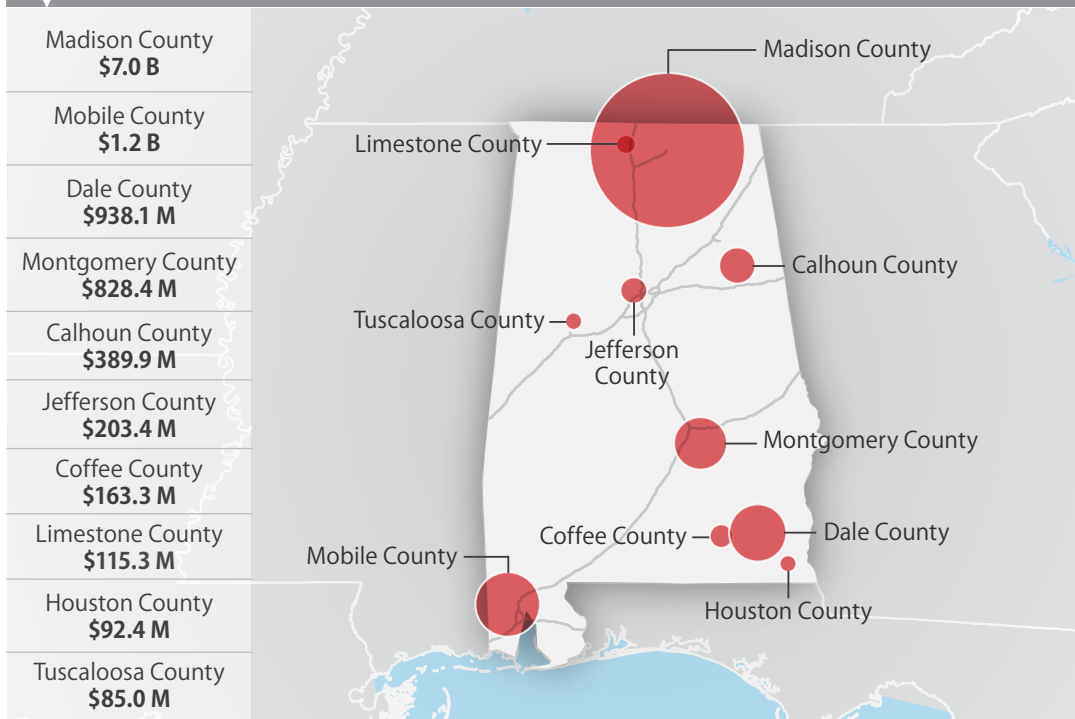
TOTAL PERSONNEL

### Allocation, By Type

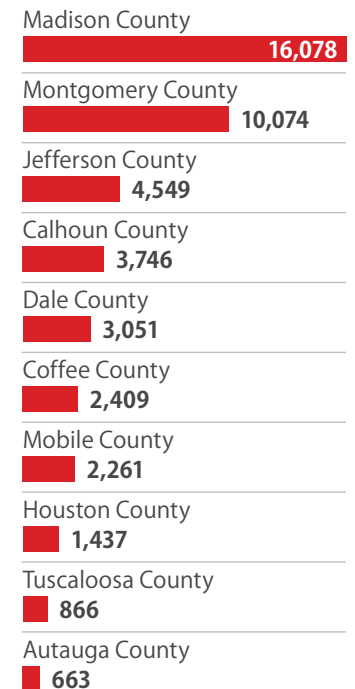


## TOP DEFENSE SPENDING LOCATIONS

(M=millions B=billions)



## Top Personnel Locations



Sources: Defense Manpower Data Center, U.S. Bureau of Economic Analysis, U.S. Census Bureau, and Chmura Economics & Analytics.