

# WYOMING

#51 \$386.6 MILLION SPENT IN STATE

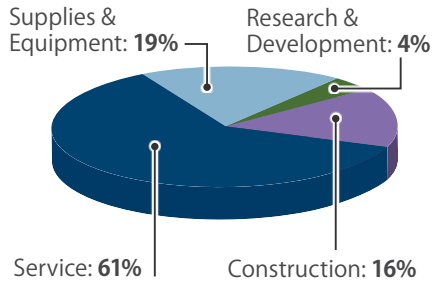
#47 0.9% OF STATE GDP

0.1% OF TOTAL U.S. DEFENSE SPENDING

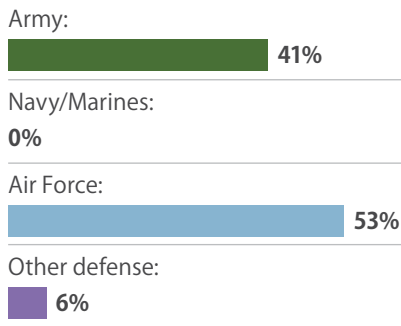
\$664 PER RESIDENT

## CONTRACTS

### By Type



### By Service

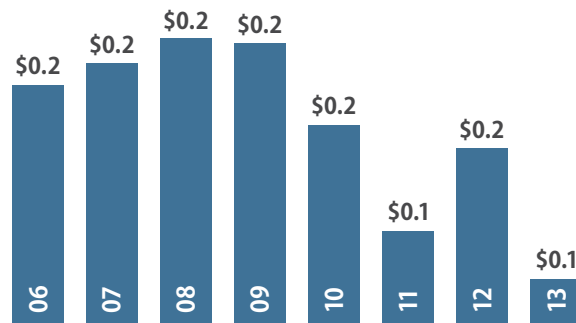


### Top Contractors

(M=millions)

Recco	\$9.9 M
M1 Support Services	\$5.6 M
Lakeshore Engineering Services	\$4.3 M
SES Construction and Fuel Services	\$4.0 M
Shaw Group	\$3.8 M
High West Energy	\$3.5 M
Federal Contracting	\$3.5 M
Spiral Solutions & Technologies	\$3.5 M
BAE Systems	\$3.4 M
Grand Enterprises	\$2.4 M

### Value of Contract Awards Performed (Billions)



## DEFENSE PERSONNEL

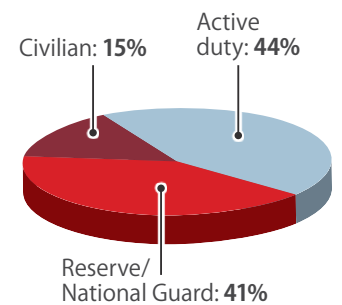
\$279.7 Million

TOTAL PAYROLL

7,343

TOTAL PERSONNEL

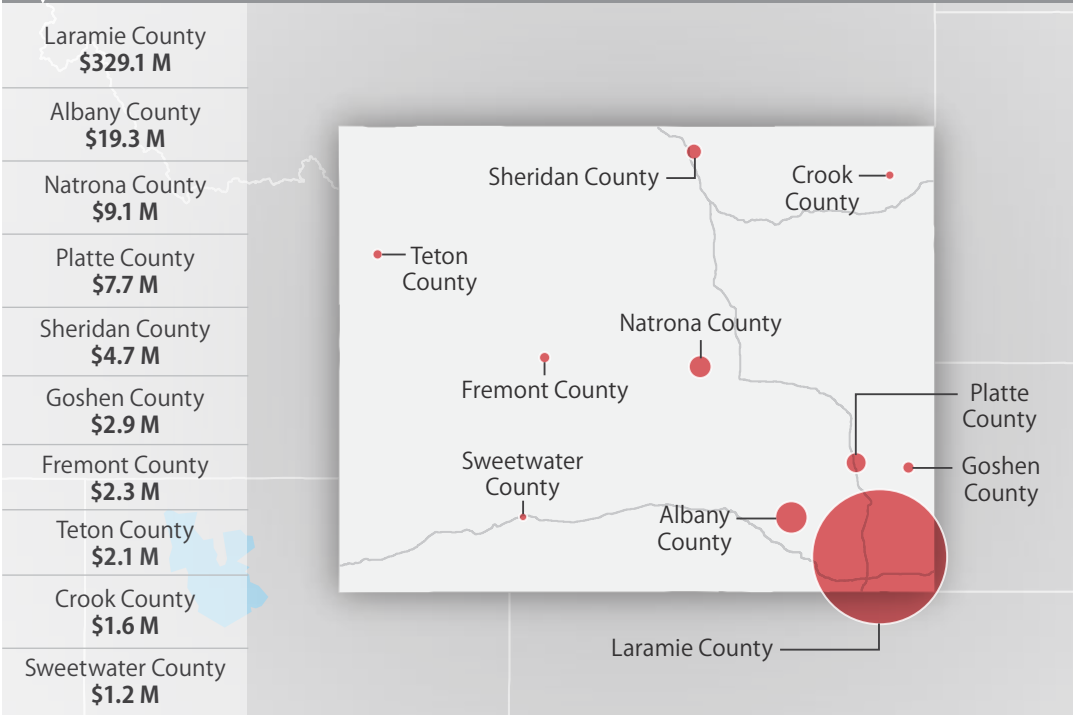
### Allocation, By Type



### Top Personnel Locations

Laramie County	5,936
Albany County	321
Natrona County	213
Platte County	189
Big Horn County	118
Sheridan County	106
Fremont County	93
Goshen County	91
Sweetwater County	51
Niobrara County	42

## TOP MILITARY SPENDING LOCATIONS



Sources: Defense Manpower Data Center, U.S. Bureau of Economic Analysis, U.S. Census Bureau, and Chmura Economics & Analytics.