

WEST VIRGINIA

#47 \$627.4 MILLION SPENT IN STATE

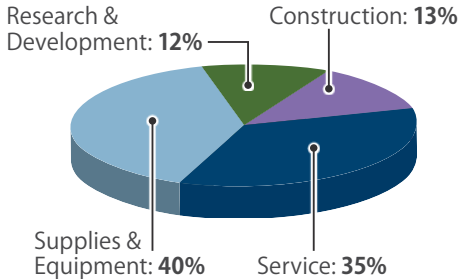
#48 0.9% OF STATE GDP

0.1% OF TOTAL U.S. DEFENSE SPENDING

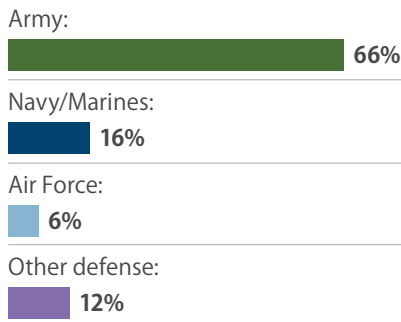
\$338 PER RESIDENT

CONTRACTS

By Type



By Service

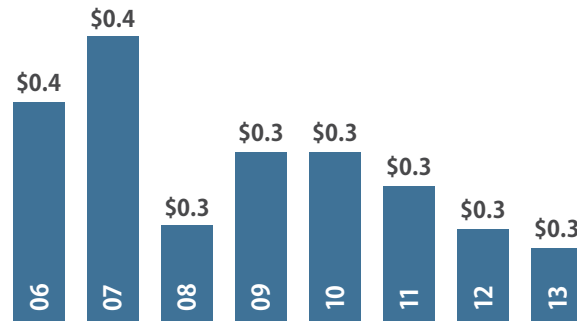


Top Contractors

(M=millions)

Alliant Techsystems	\$73.2 M
Heeter Construction	\$14.4 M
Shaka	\$13.0 M
Ideal Innovations	\$12.8 M
TSI Corporation	\$12.6 M
ITT	\$10.5 M
Azimuth	\$9.5 M
Allied Defense Industries	\$8.4 M
B/E Aerospace	\$6.2 M
Mascaro Construction	\$5.8 M

Value of Contract Awards Performed (Billions)



DEFENSE PERSONNEL

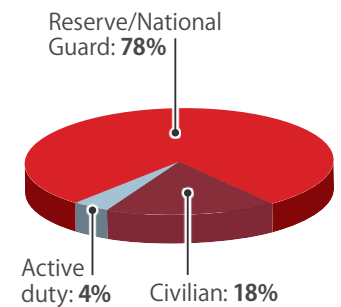
\$350.5 Million

TOTAL PAYROLL

11,174

TOTAL PERSONNEL

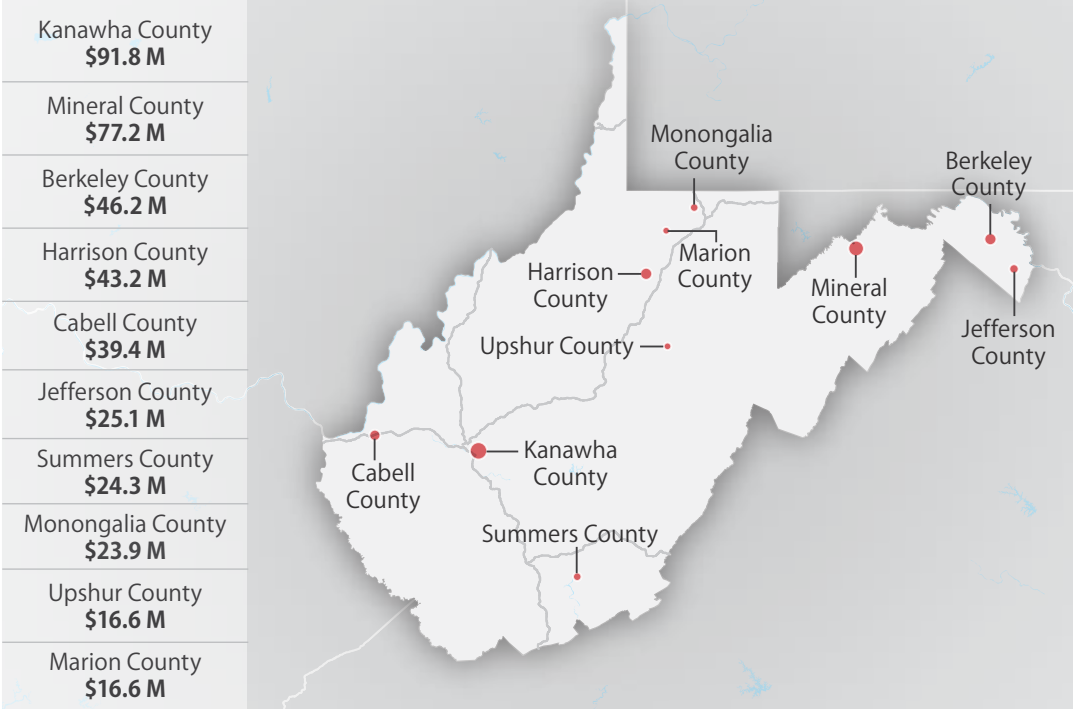
Allocation, By Type



Top Personnel Locations

Kanawha County	2,778
Cabell County	819
Berkeley County	741
Monongalia County	502
Wood County	484
Ohio County	466
Jefferson County	397
Harrison County	384
Putnam County	330
Fayette County	321

TOP MILITARY SPENDING LOCATIONS



Sources: Defense Manpower Data Center, U.S. Bureau of Economic Analysis, U.S. Census Bureau, and Chmura Economics & Analytics.