

WISCONSIN

#23 **\$6.5 BILLION**
SPENT IN STATE

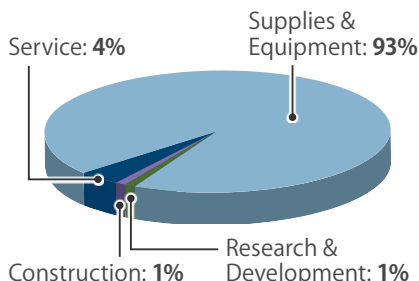
#28 **2.3% OF**
STATE GDP

1.4% OF TOTAL U.S.
DEFENSE SPENDING

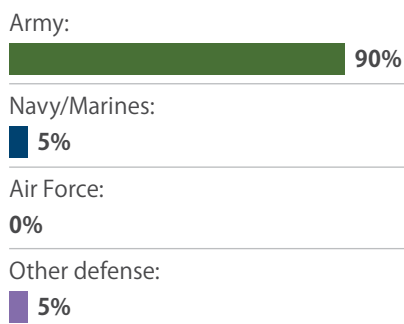
\$1,127 PER RESIDENT

CONTRACTS

By Type



By Service

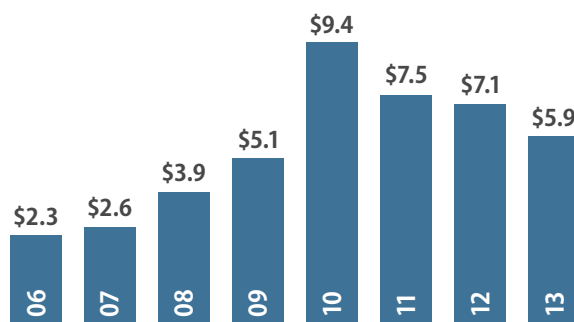


Top Contractors

(M=millions B=billions)

| | |
|--|-----------|
| Oshkosh Corporation | \$5.1 B |
| National Presto Industries | \$126.3 M |
| General Electric | \$71.1 M |
| Wisconsin Physicians Service Insurance Corp. | \$33.9 M |
| Schutt Industries | \$25.2 M |
| Snap-on | \$22.1 M |
| TRC Global Solutions Inc. | \$21.1 M |
| WHR Group Inc | \$19.4 M |
| ORC Industries | \$18.6 M |
| Tower Industries | \$18.3 M |

Value of Contract Awards Performed (Billions)



DEFENSE PERSONNEL

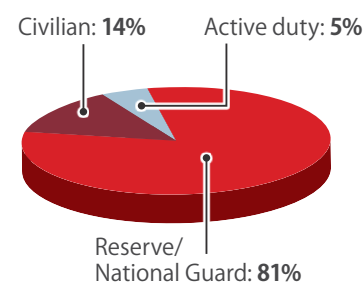
\$532.4 Million

TOTAL PAYROLL

18,816

TOTAL PERSONNEL

Allocation, By Type



Top Personnel Locations

| | |
|-------------------|-------|
| Dane County | 3,651 |
| Milwaukee County | 3,520 |
| Monroe County | 1,951 |
| La Crosse County | 1,001 |
| Brown County | 840 |
| Marathon County | 616 |
| Winnebago County | 602 |
| Waukesha County | 594 |
| Eau Claire County | 398 |
| Kenosha County | 343 |

TOP MILITARY SPENDING LOCATIONS

(M=millions B=billions)

| | |
|------------------|-----------|
| Winnebago County | \$5.1 B |
| Milwaukee County | \$210.0 M |
| Dane County | \$166.9 M |
| Monroe County | \$164.2 M |
| Waukesha County | \$159.3 M |
| Rock County | \$139.8 M |
| La Crosse County | \$78.3 M |
| Kenosha County | \$49.6 M |
| Outagamie County | \$34.1 M |
| Brown County | \$32.3 M |



Sources: Defense Manpower Data Center, U.S. Bureau of Economic Analysis, U.S. Census Bureau, and Chmura Economics & Analytics.