

# VERMONT

#50 \$420.3 MILLION SPENT IN STATE

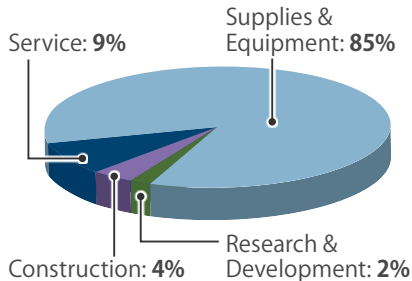
#36 1.4% OF STATE GDP

0.1% OF TOTAL U.S. DEFENSE SPENDING

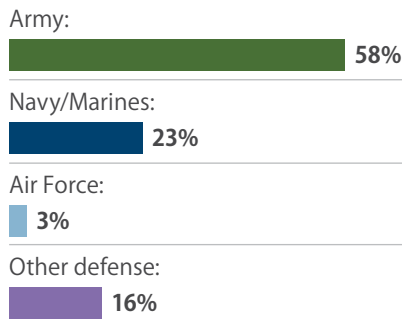
\$671 PER RESIDENT

## CONTRACTS

### By Type



### By Service

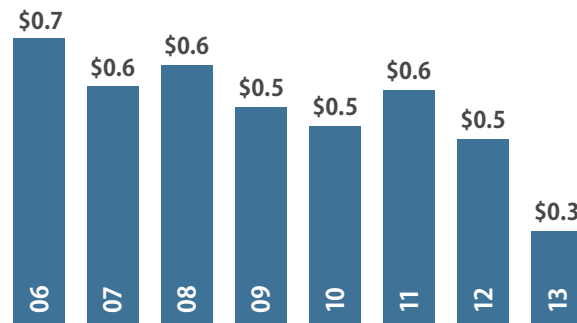


### Top Contractors

(M=millions)

General Dynamics	\$144.8 M
Goodrich	\$58.1 M
New England Woodcraft	\$7.8 M
CCI Solutions	\$7.1 M
Nobis Engineering	\$6.5 M
AirBoss of America	\$4.4 M
Preci-Manufacturing	\$3.6 M
Vermont Aerospace Manufacturing	\$3.5 M
Revision Military	\$2.9 M
Stewart Construction	\$2.8 M

### Value of Contract Awards Performed (Billions)



## DEFENSE PERSONNEL

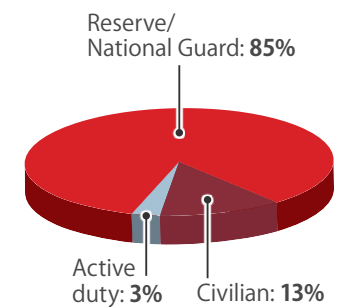
\$138.0 Million

TOTAL PAYROLL

4,941

TOTAL PERSONNEL

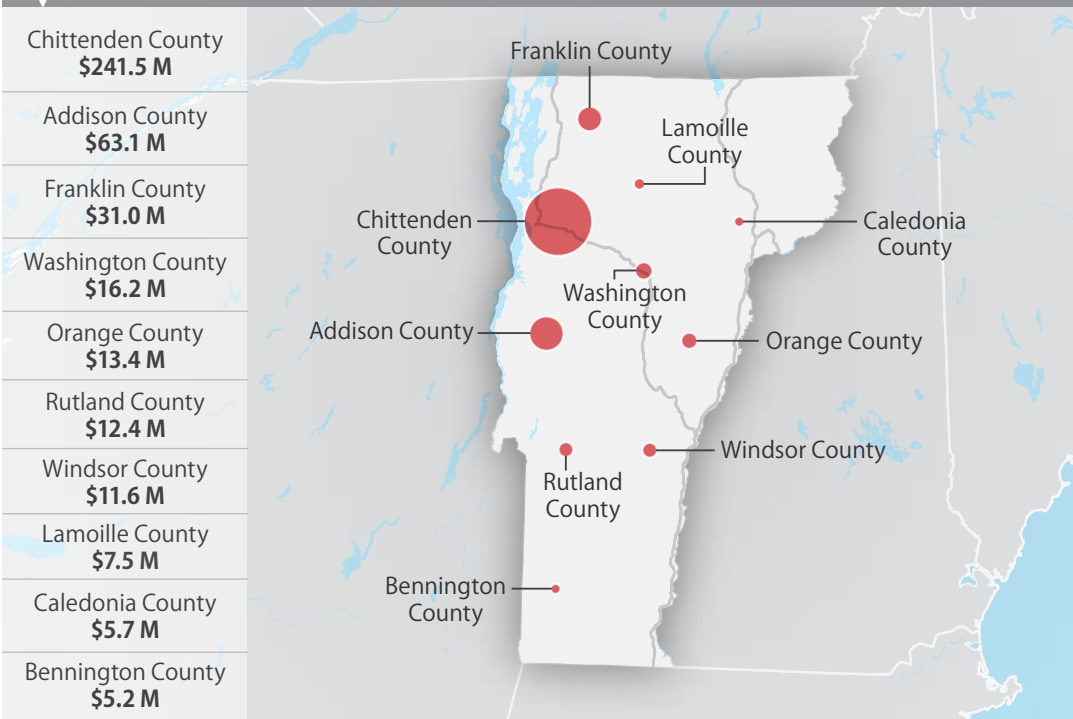
### Allocation, By Type



### Top Personnel Locations

Chittenden County	2,056
Franklin County	859
Washington County	374
Lamoille County	264
Windsor County	262
Rutland County	230
Orange County	173
Addison County	130
Bennington County	96
Caledonia County	92

## TOP MILITARY SPENDING LOCATIONS



Sources: Defense Manpower Data Center, U.S. Bureau of Economic Analysis, U.S. Census Bureau, and Chmura Economics & Analytics.