

UTAH

#30 **\$3.9 BILLION** SPENT IN STATE

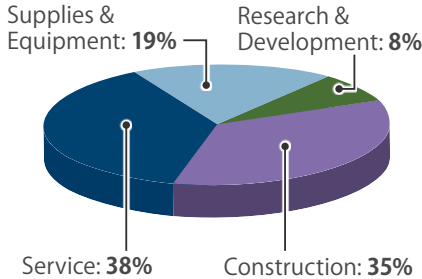
#20 **2.8% OF** STATE GDP

0.8% OF TOTAL U.S. DEFENSE SPENDING

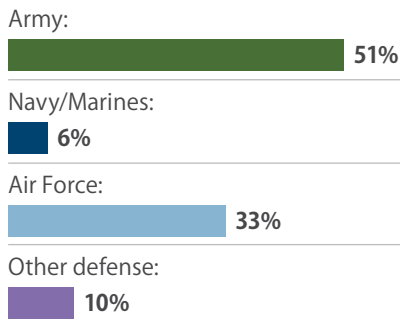
\$1,343 PER RESIDENT

CONTRACTS

By Type



By Service

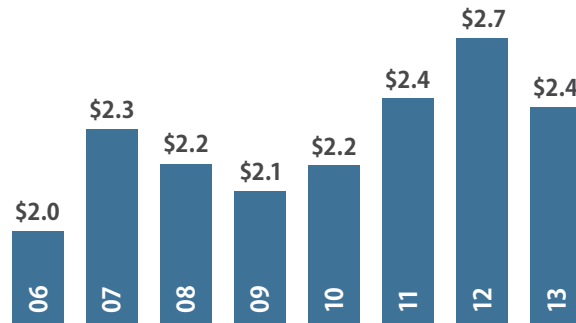


Top Contractors

(M=millions)

Balfour Beatty/DPR/Big-D Joint Venture	\$606.1 M
L-3 Communications	\$423.1 M
Huntington Ingalls	\$284.9 M
URS	\$217.3 M
Carlyle Partners IV	\$73.2 M
Alliant Techsystems	\$62.7 M
Utah State University	\$62.4 M
Lockheed Martin	\$21.6 M
Shaw Group	\$19.9 M
Triumph Group	\$19.2 M

Value of Contract Awards Performed (Billions)



DEFENSE PERSONNEL

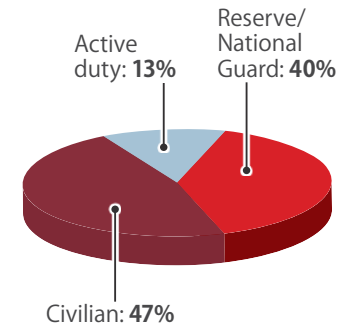
\$1.5 Billion

TOTAL PAYROLL

30,283

TOTAL PERSONNEL

Allocation, By Type

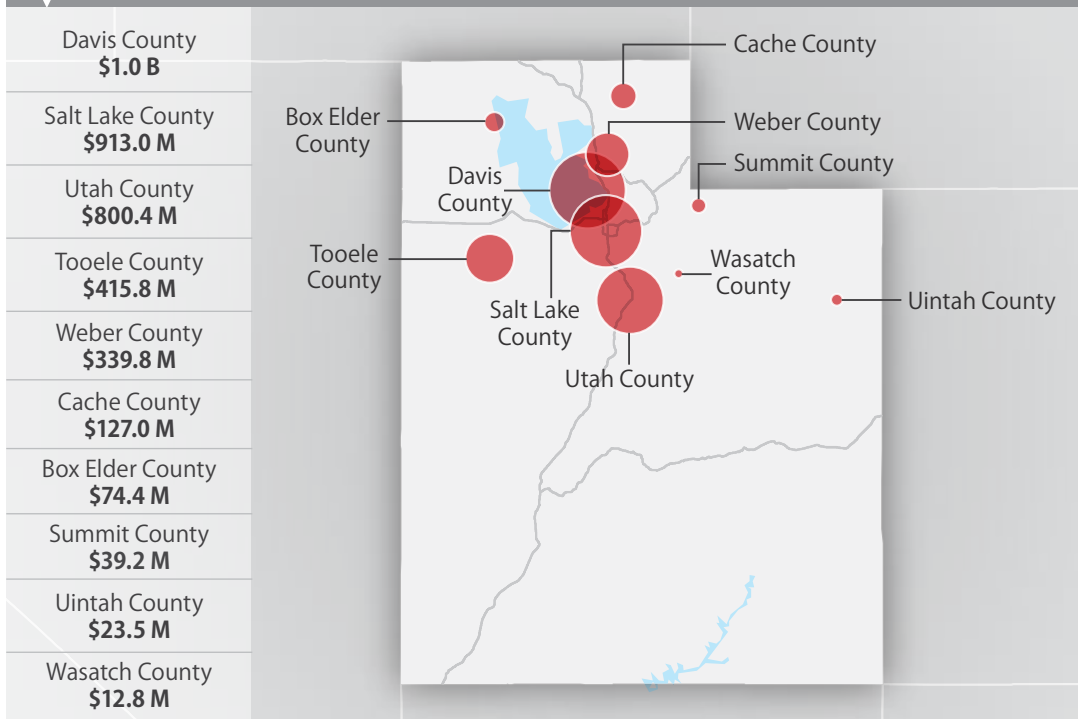


Top Personnel Locations

Salt Lake County	9,451
Davis County	8,496
Utah County	3,851
Weber County	2,371
Tooele County	1,731
Uintah County	540
Summit County	397
Iron County	377
Wasatch County	267
Duchesne County	218

TOP MILITARY SPENDING LOCATIONS

(M=millions B=billions)



Sources: Defense Manpower Data Center, U.S. Bureau of Economic Analysis, U.S. Census Bureau, and Chmura Economics & Analytics.