

TEXAS

#3 \$46.0 BILLION SPENT IN STATE

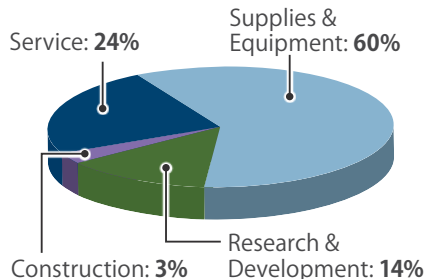
#18 3.0% OF STATE GDP

10.0% OF TOTAL U.S. DEFENSE SPENDING

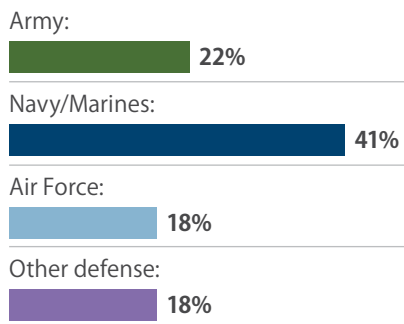
\$1,739 PER RESIDENT

CONTRACTS

By Type



By Service

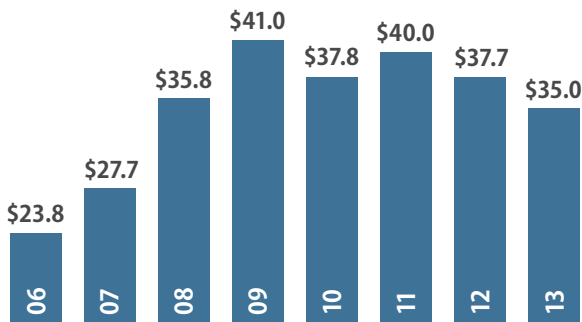


Top Contractors

(M=millions B=billions)

Lockheed Martin	\$14.3 B
Bell-Boeing Joint Project Office	\$3.1 B
L-3 Communications	\$2.6 B
Shell	\$1.8 B
Raytheon	\$1.2 B
Cerberus Capital Management	\$1.0 B
Textron	\$1.0 B
Refinery Associates of Texas	\$978.5 M
Valero	\$899.2 M
Kelly Aviation Center	\$530.2 M

Value of Contract Awards Performed (Billions)



DEFENSE PERSONNEL

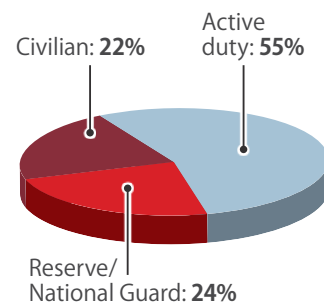
\$11.0 Billion

TOTAL PAYROLL

227,574

TOTAL PERSONNEL

Allocation, By Type

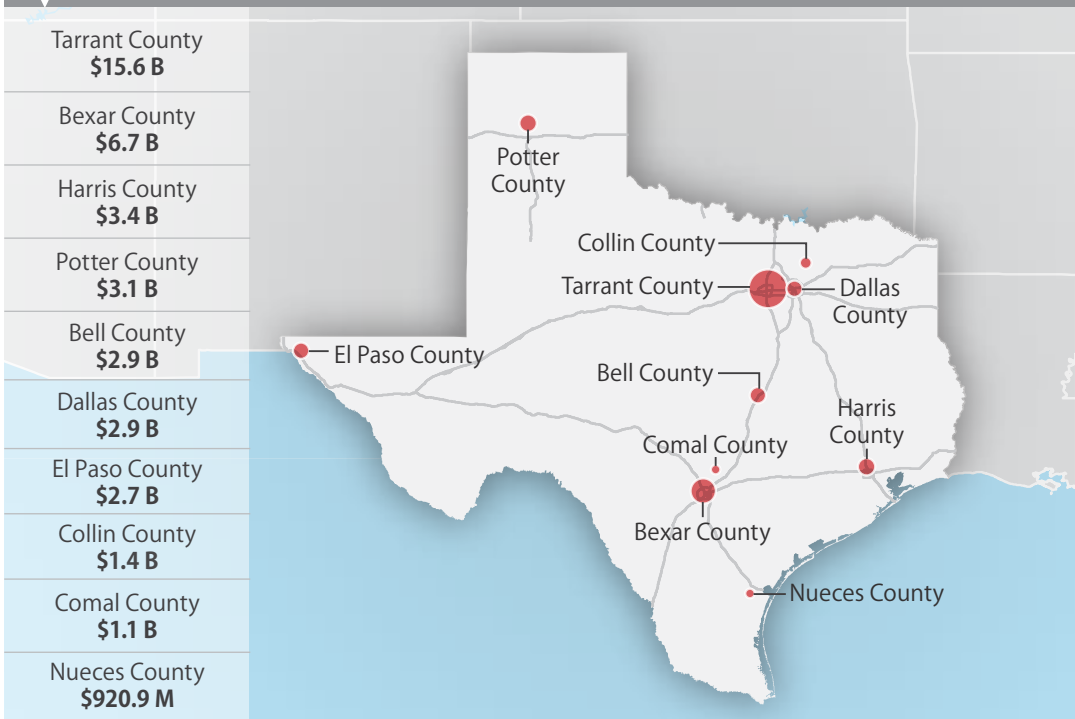


Top Personnel Locations

Bexar County	61,492
Bell County	43,525
El Paso County	33,686
Tarrant County	11,592
Harris County	9,290
Wichita County	5,830
Taylor County	5,141
Dallas County	4,710
Travis County	4,560
Tom Green County	3,833

TOP MILITARY SPENDING LOCATIONS

(M=millions B=billions)



Sources: Defense Manpower Data Center, U.S. Bureau of Economic Analysis, U.S. Census Bureau, and Chmura Economics & Analytics.