

TENNESSEE

#34 **\$3.0 BILLION**
SPENT IN STATE

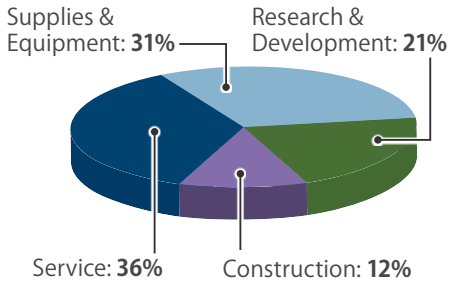
#42 **1.0% OF**
STATE GDP

0.6% OF TOTAL U.S.
DEFENSE SPENDING

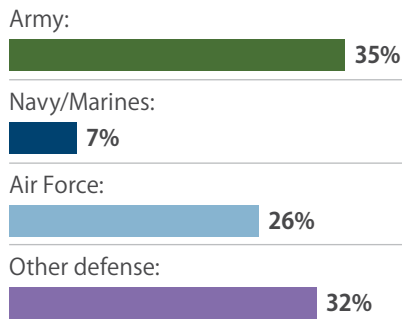
\$458 PER RESIDENT

CONTRACTS

By Type



By Service

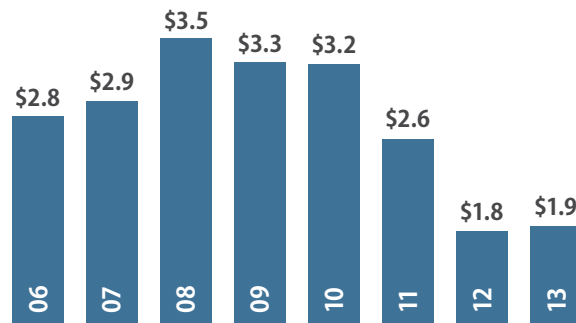


Top Contractors

(M=millions)

Aerospace Testing Alliance	\$362.6 M
FedEx	\$273.0 M
BAE Systems	\$231.4 M
Tennier Industries	\$49.7 M
UT-Battelle	\$49.0 M
Non-Intrusive Inspection Technology	\$36.7 M
TSM Corporation	\$36.0 M
Bauer AG	\$34.7 M
ForceX	\$24.9 M
Valley Apparel	\$24.8 M

Value of Contract Awards Performed (Billions)



DEFENSE PERSONNEL

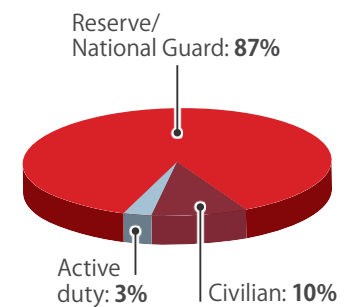
\$1.1 Billion

TOTAL PAYROLL

72,196

TOTAL PERSONNEL

Allocation, By Type

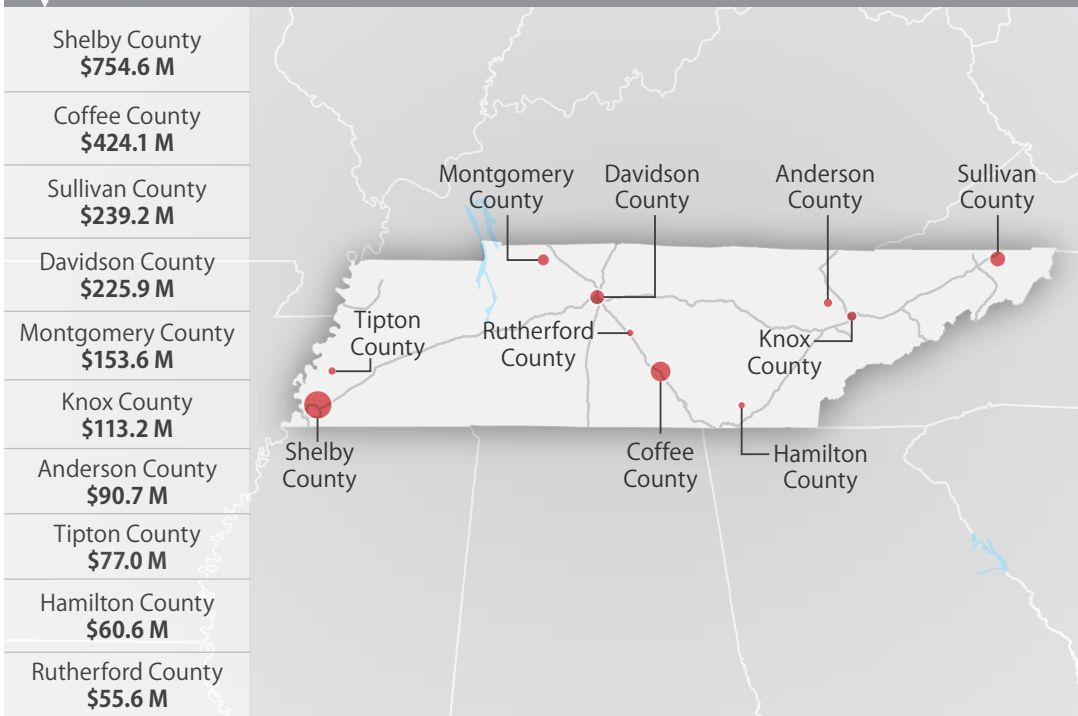


Top Personnel Locations

Shelby County	30,149
Tipton County	16,346
Davidson County	4,693
Fayette County	1,975
Montgomery County	1,724
Hamilton County	1,669
Knox County	1,632
Rutherford County	1,284
Blount County	1,159
Washington County	661

TOP MILITARY SPENDING LOCATIONS

(M=millions)



Sources: Defense Manpower Data Center, U.S. Bureau of Economic Analysis, U.S. Census Bureau, and Chmura Economics & Analytics.