

SOUTH DAKOTA

#45 \$725.2 MILLION SPENT IN STATE

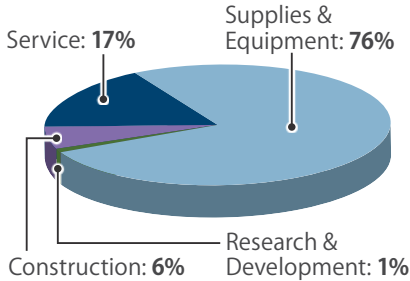
#34 1.6% OF STATE GDP

0.2% OF TOTAL U.S. DEFENSE SPENDING

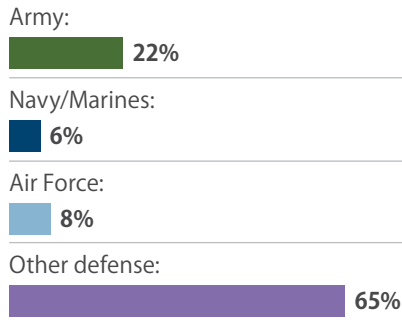
\$858 PER RESIDENT

CONTRACTS

By Type



By Service

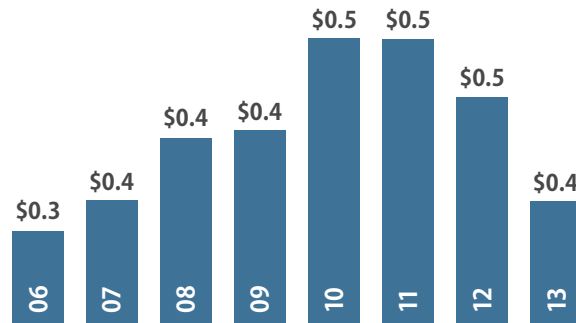


Top Contractors

(M=millions)

Tyson Foods	\$222.5 M
Morris, Inc.	\$14.6 M
Raven Industries	\$10.6 M
Black Hills Ammunition	\$7.5 M
BAE Systems	\$7.1 M
Chenega Corporation	\$6.3 M
Forest Products Distributors	\$5.5 M
Royal Bridge	\$5.1 M
Runge Enterprises	\$4.9 M
National Electric Coil	\$4.9 M

Value of Contract Awards Performed (Billions)



DEFENSE PERSONNEL

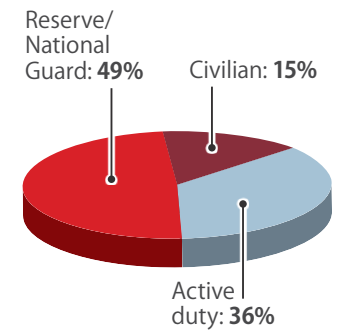
\$358.7 Million

TOTAL PAYROLL

9,749

TOTAL PERSONNEL

Allocation, By Type

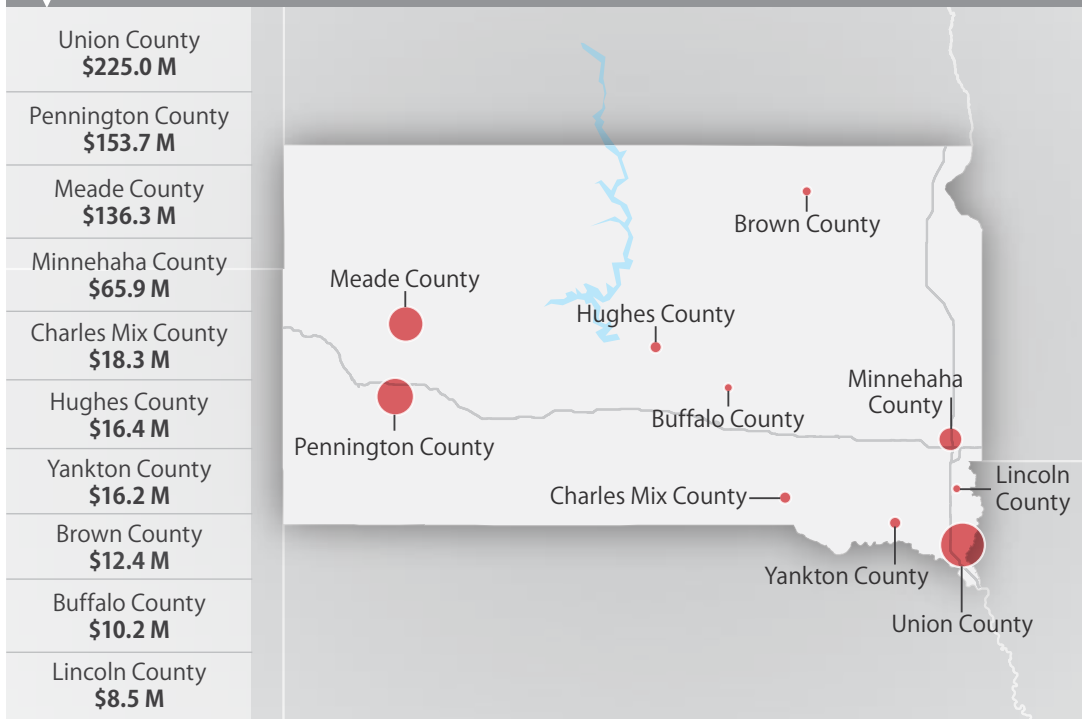


Top Personnel Locations

Pennington County	2,853
Meade County	2,202
Minnehaha County	2,093
Hutchinson County	302
Brown County	283
Day County	205
Hughes County	176
Codington County	145
Lawrence County	116
Brookings County	114

TOP MILITARY SPENDING LOCATIONS

(M=millions)



Sources: Defense Manpower Data Center, U.S. Bureau of Economic Analysis, U.S. Census Bureau, and Chmura Economics & Analytics.