

SOUTH CAROLINA

#22 **\$7.0 BILLION**
SPENT IN STATE

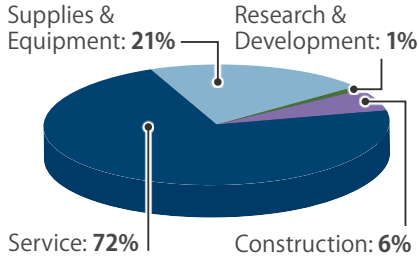
#13 **3.9% OF**
STATE GDP

1.5% OF TOTAL U.S.
DEFENSE SPENDING

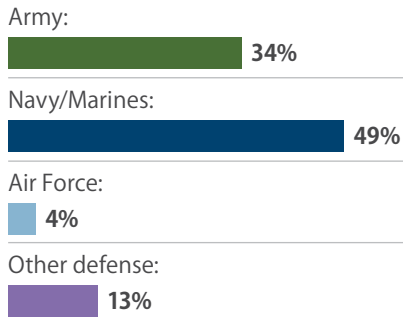
\$1,466 PER RESIDENT

CONTRACTS

By Type



By Service

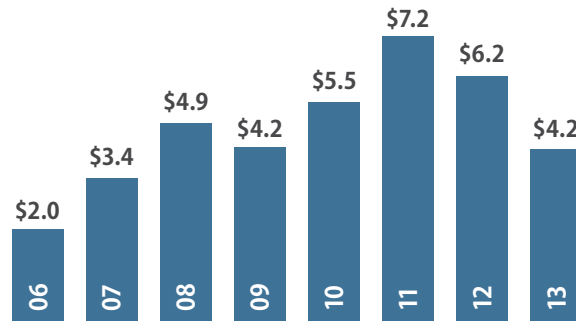


Top Contractors

(M=millions)

Fluor	\$878.4 M
SAIC	\$232.4 M
Force Protection	\$148.5 M
L-3 Communications	\$142.0 M
Scientific Research Corporation	\$131.7 M
Lockheed Martin	\$116.0 M
CGI	\$87.6 M
BAE Systems	\$86.5 M
CACI International	\$69.8 M
Cerberus Capital Management	\$68.5 M

Value of Contract Awards Performed (Billions)



DEFENSE PERSONNEL

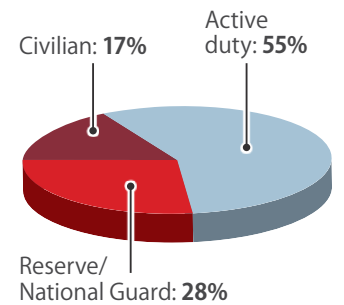
\$2.8 Billion

TOTAL PAYROLL

67,581

TOTAL PERSONNEL

Allocation, By Type



Top Personnel Locations

Richland County	16,091
Beaufort County	11,695
Berkeley County	8,834
Sumter County	7,458
Charleston County	6,464
Dorchester County	4,052
Lexington County	1,757
Greenville County	1,532
Kershaw County	1,114
Spartanburg County	772

TOP MILITARY SPENDING LOCATIONS

(M=millions B=billions)

Charleston County	\$2.1 B
Greenville County	\$1.1 B
Richland County	\$1.0 B
Berkeley County	\$609.5 M
Sumter County	\$585.0 M
Beaufort County	\$533.0 M
Dorchester County	\$209.7 M
Georgetown County	\$158.0 M
Lexington County	\$121.8 M
Aiken County	\$75.4 M



Sources: Defense Manpower Data Center, U.S. Bureau of Economic Analysis, U.S. Census Bureau, and Chmura Economics & Analytics.