

PENNSYLVANIA

#9 **\$13.1 BILLION**
SPENT IN STATE

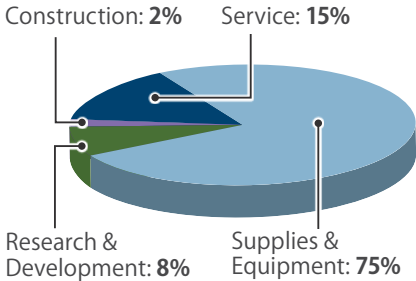
#29 **2.1% OF**
STATE GDP

2.8% OF TOTAL U.S.
DEFENSE SPENDING

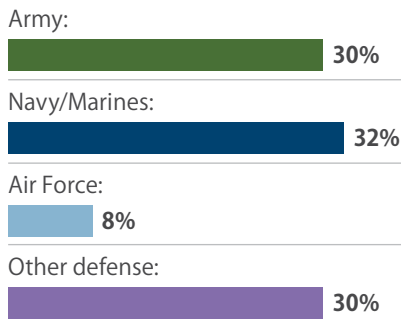
\$1,026 PER RESIDENT

CONTRACTS

By Type



By Service

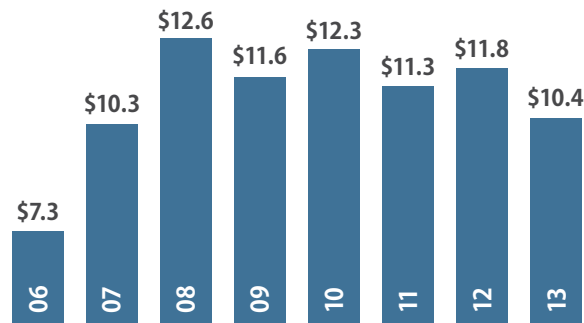


Top Contractors

(M=millions B=billions)

Bechtel Group	\$1.8 B
Boeing	\$1.4 B
AmerisourceBergen	\$1.4 B
BAE Systems	\$665.1 M
Lockheed Martin	\$634.9 M
Navmar Applied Sciences Corporation	\$274.5 M
The Pennsylvania State University	\$189.1 M
Highmark	\$178.8 M
S-OIL	\$146.1 M
United States Department Of Energy	\$144.1 M

Value of Contract Awards Performed (Billions)



DEFENSE PERSONNEL

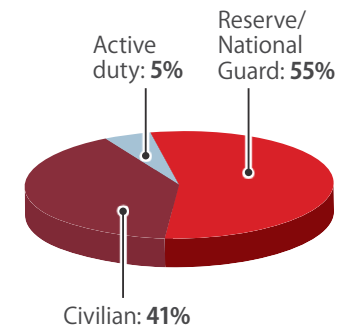
\$2.7 Billion

TOTAL PAYROLL

58,736

TOTAL PERSONNEL

Allocation, By Type



Top Personnel Locations

Cumberland County	6,983
Allegheny County	6,545
Delaware County	4,291
Montgomery County	3,797
Dauphin County	3,606
Lebanon County	3,416
Bucks County	2,863
Philadelphia County	2,509
Lackawanna County	2,422
Cambria County	1,484

TOP MILITARY SPENDING LOCATIONS

(M=millions B=billions)



Sources: Defense Manpower Data Center, U.S. Bureau of Economic Analysis, U.S. Census Bureau, and Chmura Economics & Analytics.