

OREGON

#43 \$1.2 BILLION SPENT IN STATE

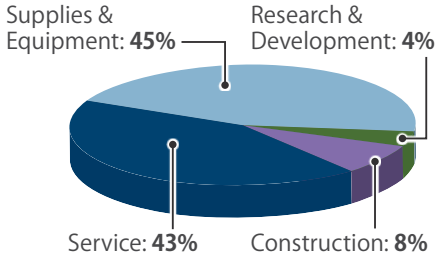
#51 0.6% OF STATE GDP

0.3% OF TOTAL U.S. DEFENSE SPENDING

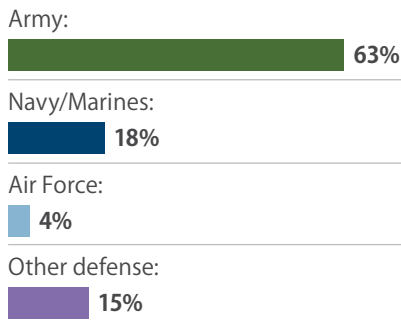
\$313 PER RESIDENT

CONTRACTS

By Type



By Service

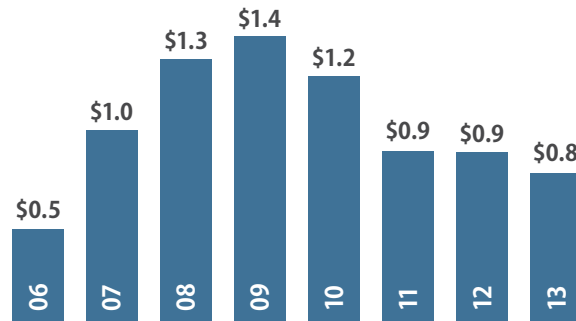


Top Contractors

(M=millions)

URS	\$149.0 M
FLIR Systems	\$87.3 M
Vigor Industrial	\$83.2 M
Rockwell Collins	\$26.8 M
AVI BioPharma	\$22.9 M
Interocean American Shipping Corporation	\$18.4 M
Dutra Dredging	\$16.6 M
Daimler AG	\$16.3 M
Port of Portland	\$14.7 M
Slayden Construction Group	\$12.8 M

Value of Contract Awards Performed (Billions)



DEFENSE PERSONNEL

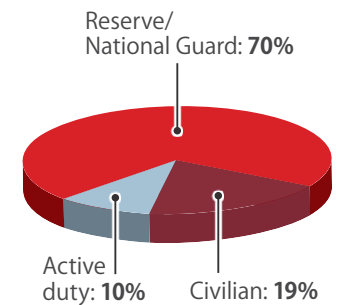
\$459.5 Million

TOTAL PAYROLL

14,857

TOTAL PERSONNEL

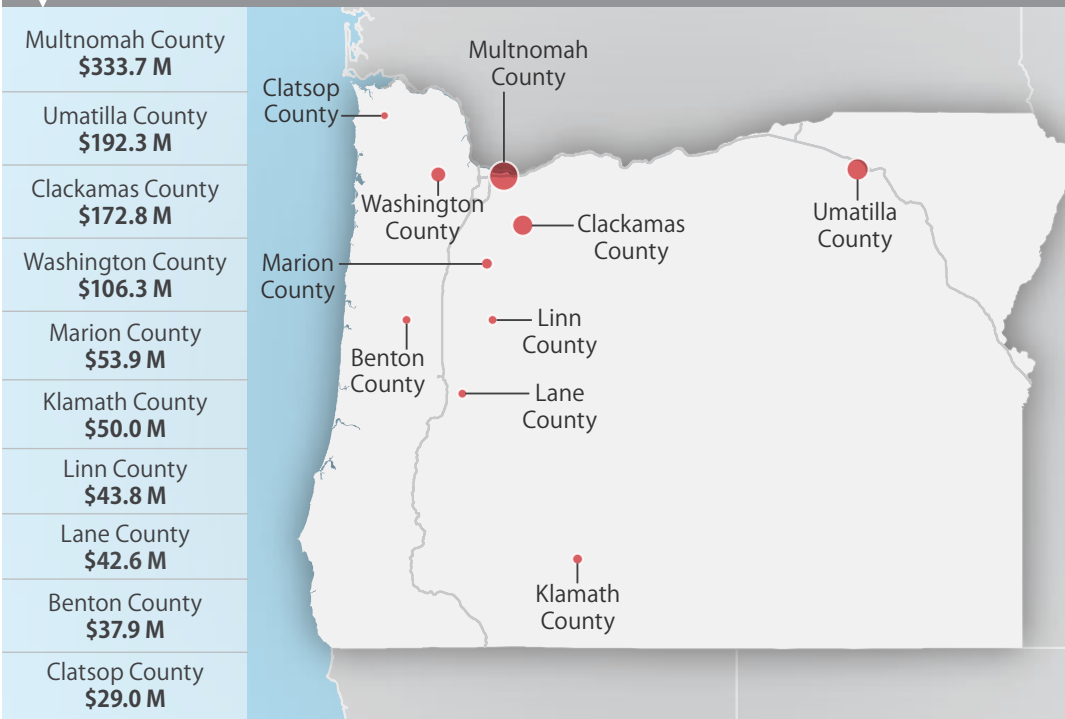
Allocation, By Type



Top Personnel Locations

Multnomah County	3,641
Washington County	1,896
Klamath County	1,231
Marion County	916
Clatsop County	878
Clackamas County	876
Coos County	804
Linn County	635
Umatilla County	556
Lane County	486

TOP MILITARY SPENDING LOCATIONS



Sources: Defense Manpower Data Center, U.S. Bureau of Economic Analysis, U.S. Census Bureau, and Chmura Economics & Analytics.