

# OKLAHOMA

#28 **\$4.5 BILLION**  
SPENT IN STATE

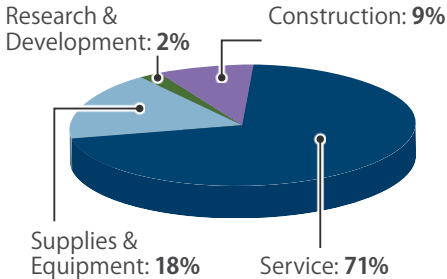
#25 **2.5% OF**  
STATE GDP

**1.0%** OF TOTAL U.S.  
DEFENSE SPENDING

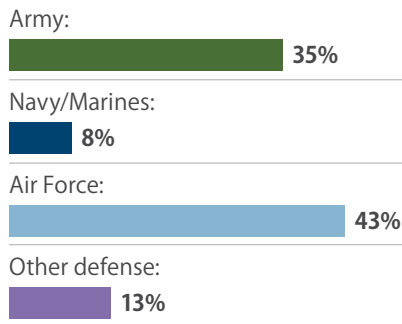
**\$1,173** PER RESIDENT

## CONTRACTS

### By Type



### By Service

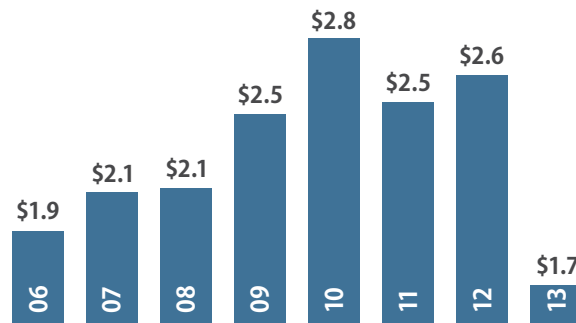


### Top Contractors

(M=millions)

URS	\$192.0 M
Boeing	\$113.6 M
Patriot Team	\$60.1 M
Chugach Alaska Corporation	\$52.3 M
Finmeccanica	\$46.1 M
Computer Sciences Corporation	\$41.0 M
L-3 Communications	\$40.5 M
Harper Construction Company	\$39.5 M
Professional Contract Services	\$37.3 M
Cerberus Capital Management	\$35.8 M

### Value of Contract Awards Performed (Billions)



## DEFENSE PERSONNEL

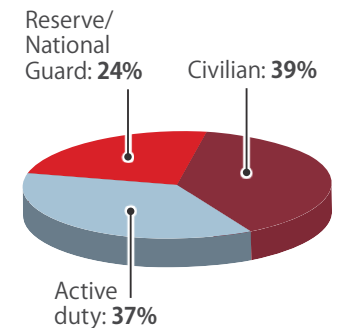
**\$2.8 Billion**

TOTAL PAYROLL

**58,892**

TOTAL PERSONNEL

### Allocation, By Type

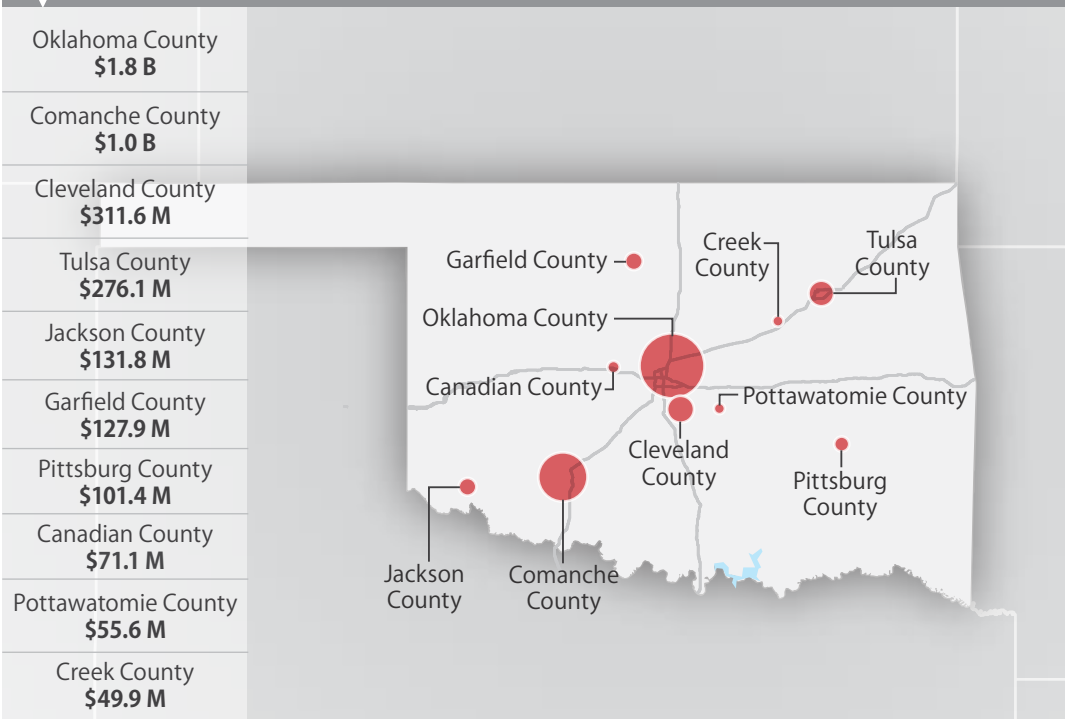


### Top Personnel Locations

Oklahoma County	22,742
Comanche County	15,135
Cleveland County	5,852
Tulsa County	4,256
Jackson County	2,108
Garfield County	1,717
Pittsburg County	851
Stephens County	740
Muskogee County	588
Canadian County	346

## TOP MILITARY SPENDING LOCATIONS

(M=millions B=billions)



Sources: Defense Manpower Data Center, U.S. Bureau of Economic Analysis, U.S. Census Bureau, and Chmura Economics & Analytics.