

OHIO

#17 **\$8.7 BILLION**
SPENT IN STATE

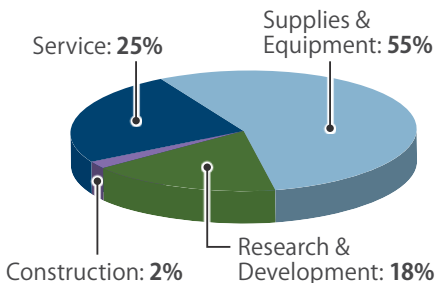
#35 **1.5% OF**
STATE GDP

1.9% OF TOTAL U.S.
DEFENSE SPENDING

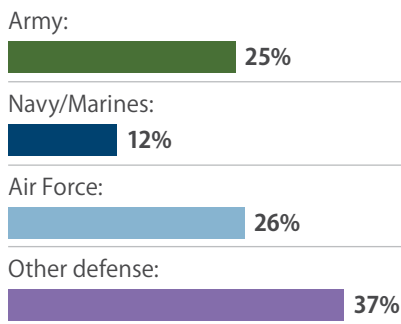
\$751 PER RESIDENT

CONTRACTS

By Type



By Service

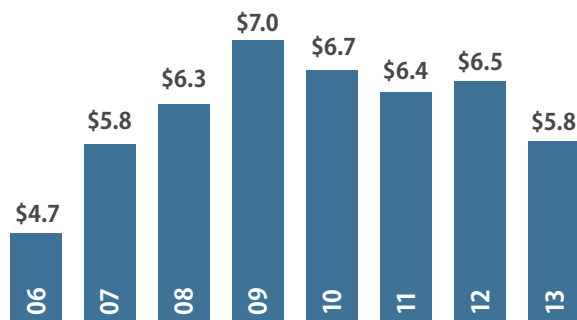


Top Contractors

(M=millions)

General Electric	\$985.1 M
Cardinal Health	\$653.7 M
Battelle Memorial Institute	\$363.9 M
Government Acquisitions	\$305.0 M
Husky Energy	\$269.3 M
General Dynamics	\$229.2 M
CFM International	\$184.3 M
L-3 Communications	\$135.5 M
Boeing	\$112.9 M
BAE Systems	\$79.0 M

Value of Contract Awards Performed (Billions)



DEFENSE PERSONNEL

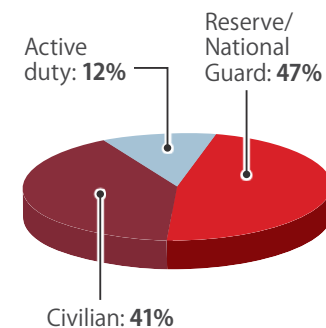
\$2.9 Billion

TOTAL PAYROLL

60,999

TOTAL PERSONNEL

Allocation, By Type



Top Personnel Locations

Montgomery County	15,575
Franklin County	13,567
Greene County	6,770
Cuyahoga County	4,049
Clark County	2,063
Hamilton County	1,953
Trumbull County	1,928
Stark County	1,915
Richland County	1,480
Lucas County	1,281

TOP MILITARY SPENDING LOCATIONS

(M=millions B=billions)



Sources: Defense Manpower Data Center, U.S. Bureau of Economic Analysis, U.S. Census Bureau, and Chmura Economics & Analytics.