

# NEW YORK

#15 \$11.1 BILLION SPENT IN STATE

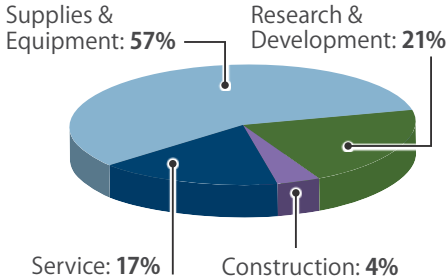
#49 0.8% OF STATE GDP

2.4% OF TOTAL U.S. DEFENSE SPENDING

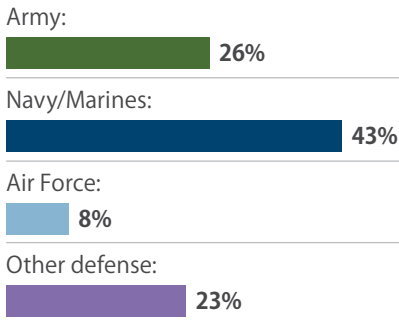
\$563 PER RESIDENT

## CONTRACTS

### By Type



### By Service

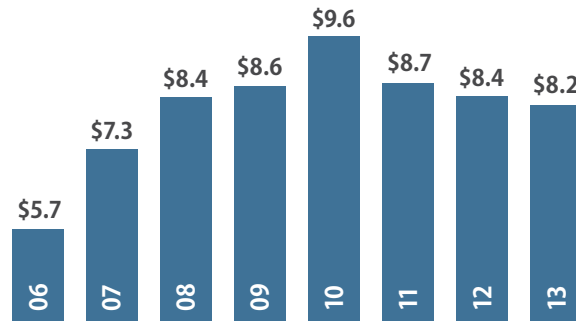


### Top Contractors

(M=millions B=billions)

Huntington Ingalls	\$1.7 B
Lockheed Martin	\$1.4 B
Harris	\$617.6 M
Bechtel Group	\$451.0 M
S-OIL	\$412.9 M
L-3 Communications	\$185.5 M
Interpublic Group of Companies	\$172.7 M
Environmental Chemical Corporation	\$151.9 M
SRC	\$143.0 M
BAE Systems	\$135.6 M

### Value of Contract Awards Performed (Billions)



## DEFENSE PERSONNEL

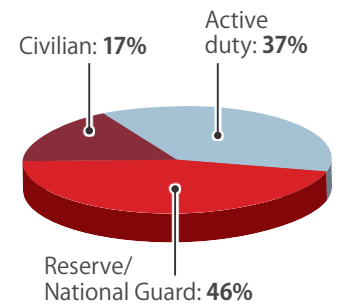
\$2.8 Billion

TOTAL PAYROLL

66,838

TOTAL PERSONNEL

### Allocation, By Type

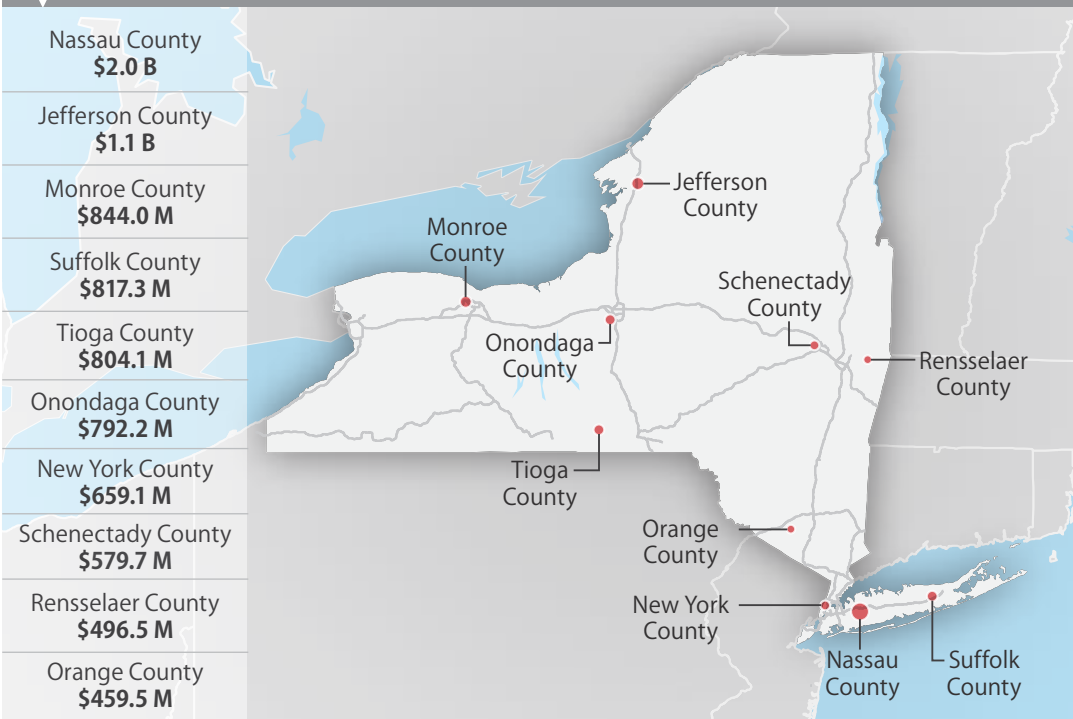


### Top Personnel Locations

Jefferson County	19,039
Orange County	5,018
Suffolk County	3,891
Niagara County	3,345
Onondaga County	2,903
Queens County	2,879
Schenectady County	2,300
Erie County	2,168
Kings County	2,045
Oneida County	2,019

## TOP MILITARY SPENDING LOCATIONS

(M=millions B=billions)



Sources: Defense Manpower Data Center, U.S. Bureau of Economic Analysis, U.S. Census Bureau, and Chmura Economics & Analytics.