

# NEVADA

#36 **\$2.6 BILLION**  
SPENT IN STATE

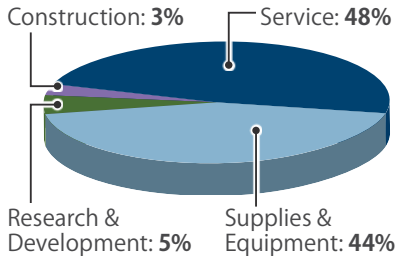
#30 **2.0% OF**  
STATE GDP

**0.6%** OF TOTAL U.S.  
DEFENSE SPENDING

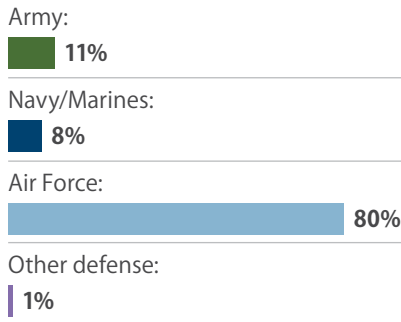
**\$929** PER RESIDENT

## CONTRACTS

### By Type



### By Service

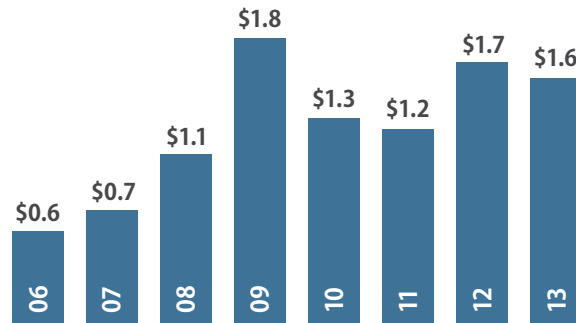


### Top Contractors

(M=millions B=billions)

Sierra Nevada Corporation	\$1.3 B
Crew Training International	\$55.6 M
Day & Zimmermann Group	\$51.6 M
Computer Sciences Corporation	\$33.3 M
L-3 Communications	\$26.5 M
Hodges Transportation	\$25.6 M
United Excel	\$22.8 M
Battlespace Flight Services	\$19.6 M
Blaine Warren Advertising	\$17.2 M
Chugach Alaska Corporation	\$16.8 M

### Value of Contract Awards Performed (Billions)



## DEFENSE PERSONNEL

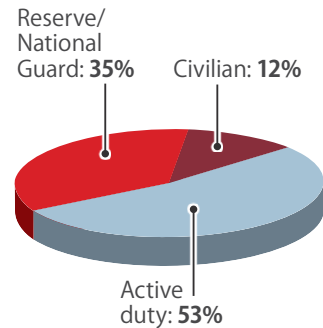
**\$1.0 Billion**

TOTAL PAYROLL

**21,355**

TOTAL PERSONNEL

### Allocation, By Type

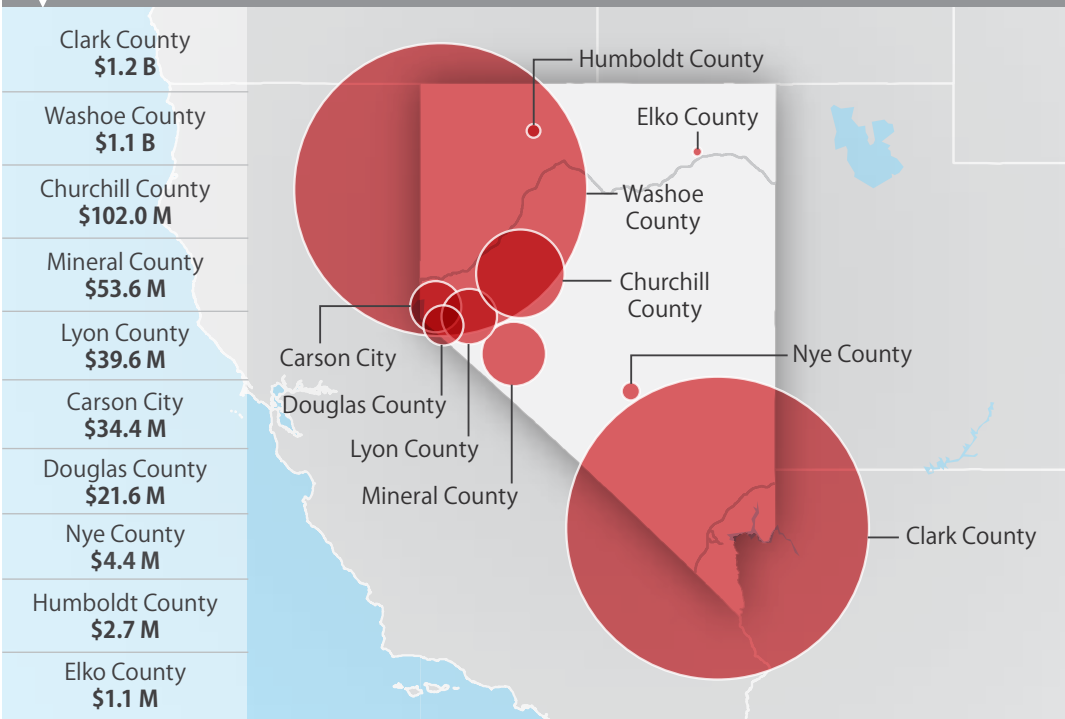


### Top Personnel Locations

Clark County	16,389
Washoe County	2,246
Churchill County	641
Carson City	509
Douglas County	264
Lyon County	159
Elko County	32
White Pine County	30
Humboldt County	22
Nye County	10

## TOP MILITARY SPENDING LOCATIONS

(M=millions B=billions)



Sources: Defense Manpower Data Center, U.S. Bureau of Economic Analysis, U.S. Census Bureau, and Chmura Economics & Analytics.