

NEW MEXICO

#33 **\$3.4 BILLION**
SPENT IN STATE

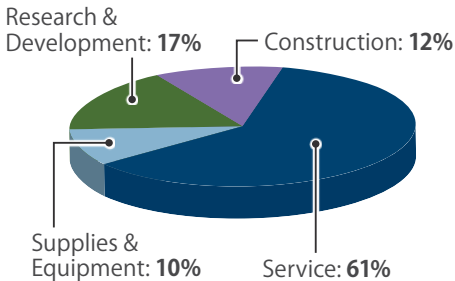
#14 **3.7% OF**
STATE GDP

0.7% OF TOTAL U.S.
DEFENSE SPENDING

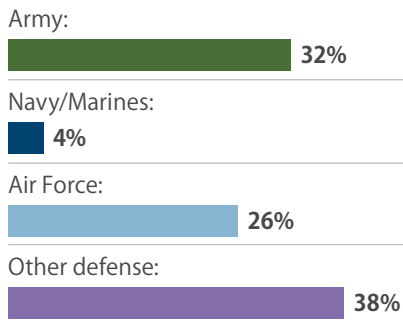
\$1,634 PER RESIDENT

CONTRACTS

By Type



By Service

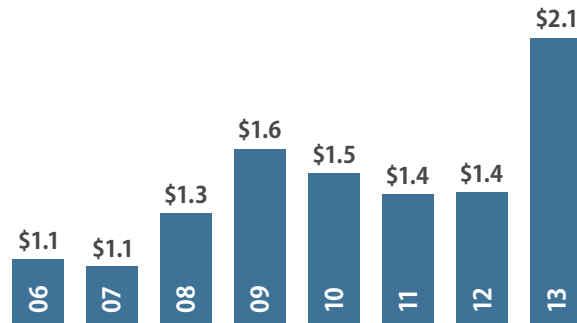


Top Contractors

(M=millions)

| | |
|-----------------------------|-----------|
| Lockheed Martin | \$688.7 M |
| New Mexico Technology Group | \$101.4 M |
| Honeywell International | \$82.5 M |
| Applied Research Associates | \$61.3 M |
| Boeing | \$54.7 M |
| SAIC | \$49.8 M |
| URS | \$45.5 M |
| K.L. House Construction | \$33.0 M |
| Huntington Ingalls | \$29.2 M |
| ATAMIR - WSMR | \$26.7 M |

Value of Contract Awards Performed (Billions)



DEFENSE PERSONNEL

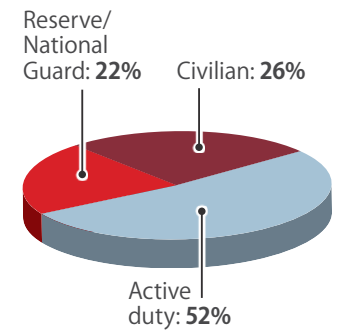
\$1.3 Billion

TOTAL PAYROLL

25,377

TOTAL PERSONNEL

Allocation, By Type

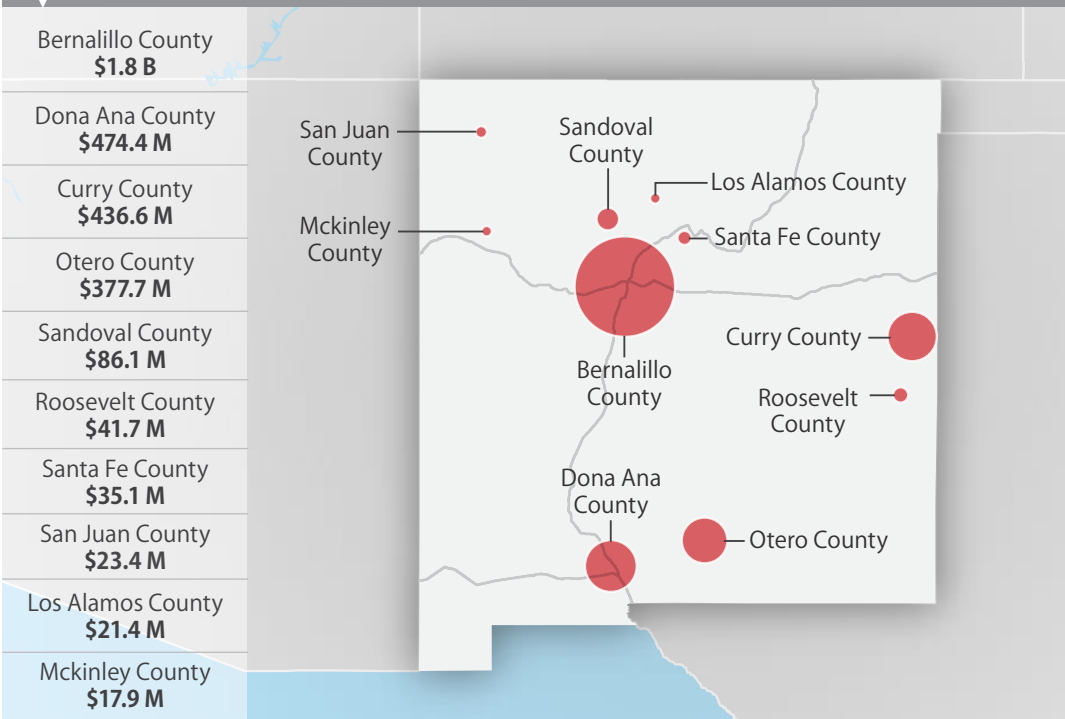


Top Personnel Locations

| | |
|-------------------|-------|
| Bernalillo County | 8,179 |
| Curry County | 4,972 |
| Otero County | 4,664 |
| Dona Ana County | 3,037 |
| Sandoval County | 1,215 |
| Santa Fe County | 633 |
| Roosevelt County | 434 |
| San Juan County | 382 |
| Grant County | 265 |
| Lincoln County | 250 |

TOP MILITARY SPENDING LOCATIONS

(M=millions B=billions)



Sources: Defense Manpower Data Center, U.S. Bureau of Economic Analysis, U.S. Census Bureau, and Chmura Economics & Analytics.