

NEW JERSEY

#20 **\$7.6 BILLION**
SPENT IN STATE

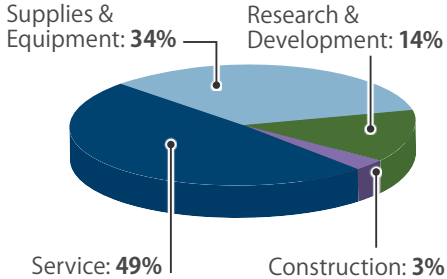
#37 **1.4%**
OF STATE GDP

1.7%
OF TOTAL U.S.
DEFENSE SPENDING

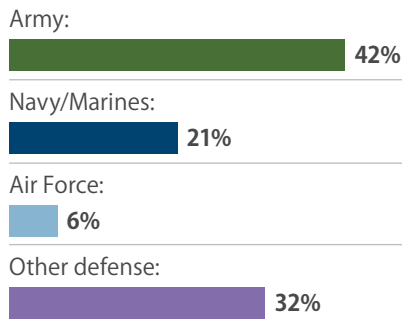
\$859
PER RESIDENT

CONTRACTS

By Type



By Service

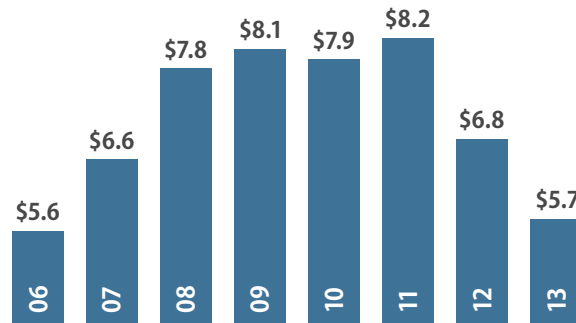


Top Contractors

(M=millions B=billions)

Lockheed Martin	\$1.8 B
SAIC	\$376.1 M
ITT	\$248.0 M
MetLife	\$237.1 M
Computer Sciences Corporation	\$175.9 M
L-3 Communications	\$149.5 M
D & S Consultants	\$142.4 M
APM Terminals Virginia	\$118.2 M
Great Lakes Dredge & Dock	\$108.7 M
Engineering Solutions & Products	\$76.5 M

Value of Contract Awards Performed (Billions)



DEFENSE PERSONNEL

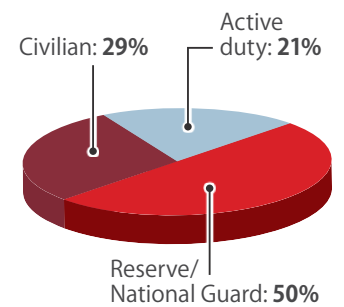
\$1.9 Billion

TOTAL PAYROLL

35,847

TOTAL PERSONNEL

Allocation, By Type

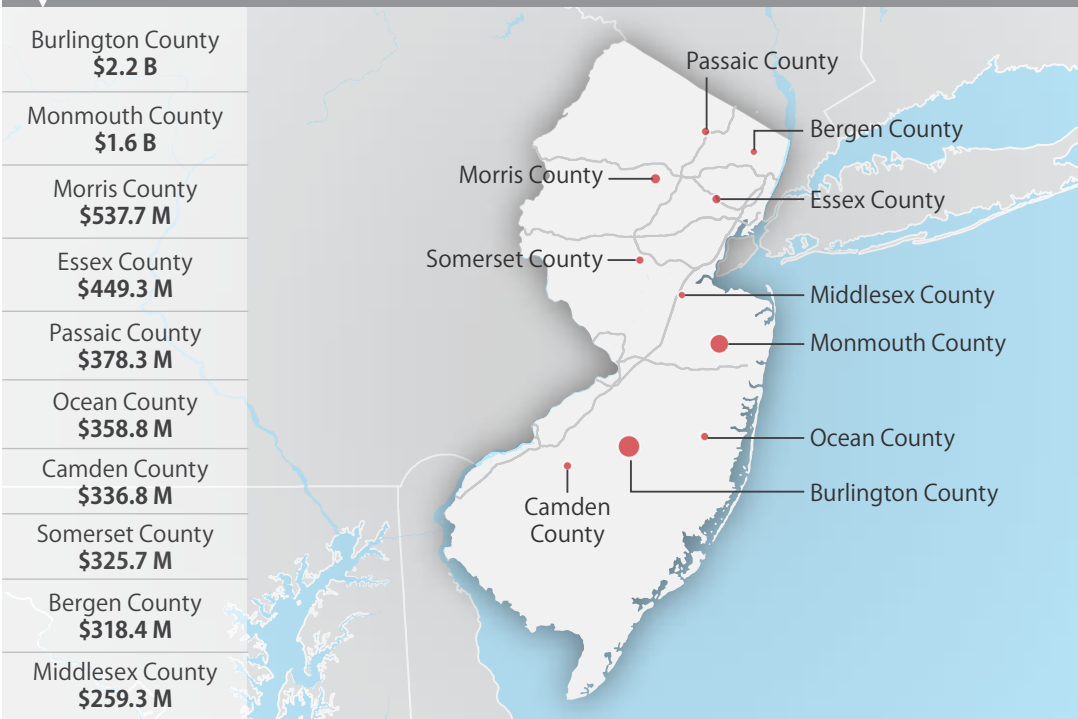


Top Personnel Locations

Burlington County	14,090
Mercer County	3,981
Ocean County	3,392
Morris County	3,101
Cape May County	2,096
Monmouth County	1,568
Sussex County	1,347
Warren County	1,103
Atlantic County	1,100
Hudson County	1,011

TOP MILITARY SPENDING LOCATIONS

(M=millions B=billions)



Sources: Defense Manpower Data Center, U.S. Bureau of Economic Analysis, U.S. Census Bureau, and Chmura Economics & Analytics.