

NEW HAMPSHIRE

#38 \$1.7 BILLION SPENT IN STATE

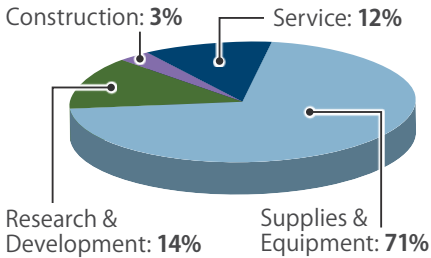
#22 2.6% OF STATE GDP

0.4% OF TOTAL U.S. DEFENSE SPENDING

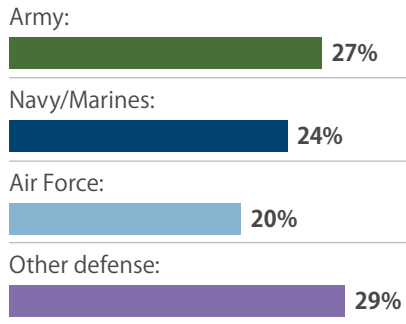
\$1,310 PER RESIDENT

CONTRACTS

By Type



By Service

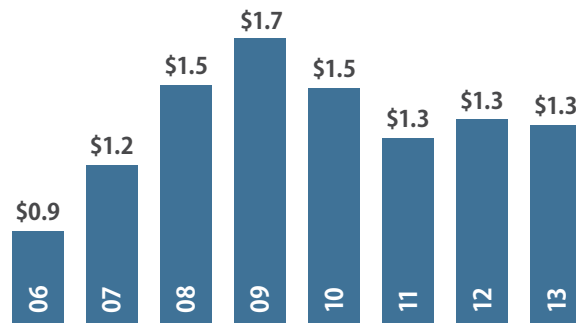


Top Contractors

(M=millions)

BAE Systems	\$775.1 M
L-3 Communications	\$145.5 M
Red River Computer Company	\$123.4 M
Galloway Aviation Limited	\$47.2 M
Environmental Chemical Corporation	\$27.6 M
Elbit Systems	\$26.6 M
ITT	\$20.3 M
Creare	\$14.6 M
Timken	\$11.6 M
Dell	\$10.1 M

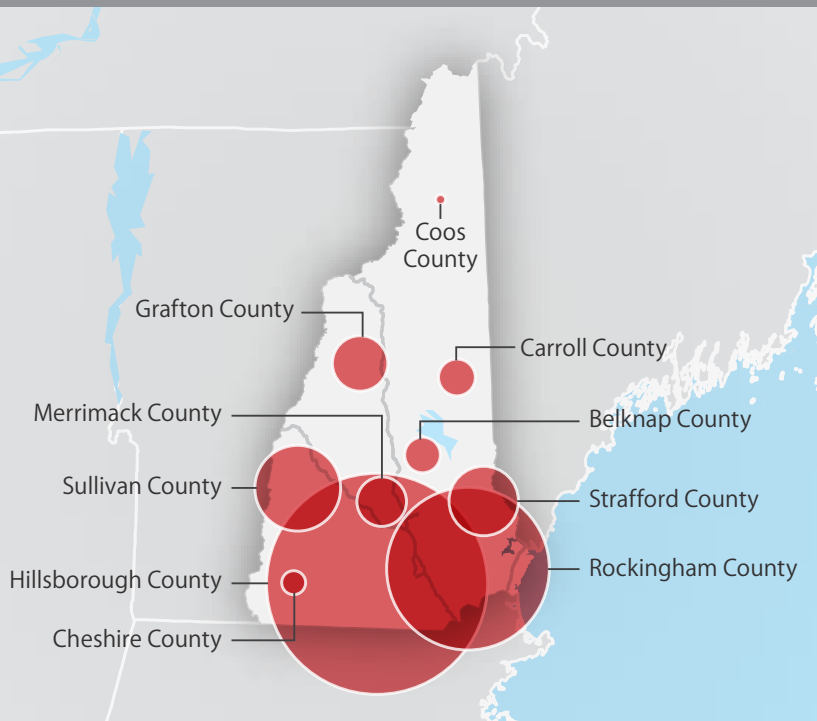
Value of Contract Awards Performed (Billions)



TOP MILITARY SPENDING LOCATIONS

(M=millions)

Hillsborough County	\$863.3 M
Rockingham County	\$470.4 M
Sullivan County	\$130.9 M
Strafford County	\$84.7 M
Grafton County	\$53.9 M
Merrimack County	\$43.2 M
Carroll County	\$24.0 M
Belknap County	\$22.4 M
Cheshire County	\$10.4 M
Coos County	\$1.7 M



DEFENSE PERSONNEL

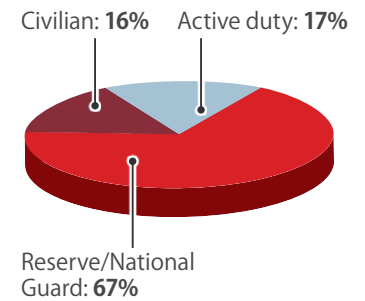
\$419.1 Million

TOTAL PAYROLL

6,393

TOTAL PERSONNEL

Allocation, By Type



Top Personnel Locations

Rockingham County	1,984
Hillsborough County	1,664
Merrimack County	983
Strafford County	765
Grafton County	229
Cheshire County	95
Sullivan County	95
Carroll County	91
Coos County	64
Belknap County	59

Sources: Defense Manpower Data Center, U.S. Bureau of Economic Analysis, U.S. Census Bureau, and Chmura Economics & Analytics.