

NEBRASKA

#41 \$1.3 BILLION SPENT IN STATE

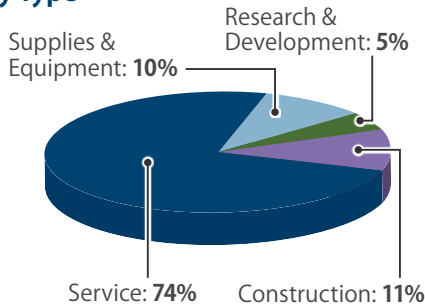
#39 1.2% OF STATE GDP

0.3% OF TOTAL U.S. DEFENSE SPENDING

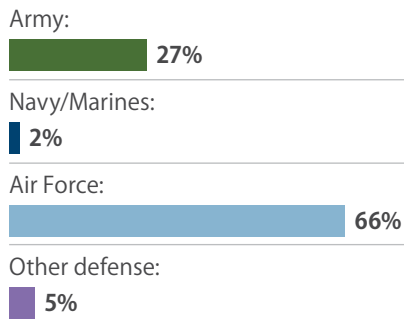
\$722 PER RESIDENT

CONTRACTS

By Type



By Service

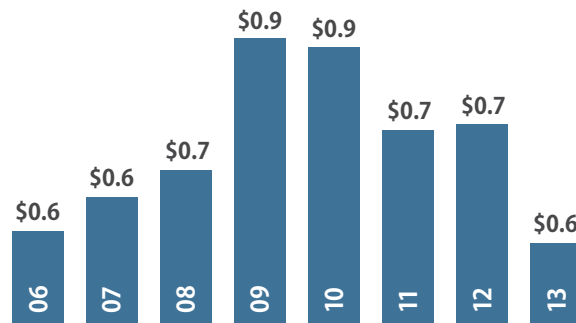


Top Contractors

(M=millions)

Computer Sciences Corporation	\$72.9 M
Huntington Ingalls	\$59.2 M
KiewitPhelps	\$40.2 M
Lockheed Martin	\$36.3 M
Spiral Solutions & Technologies	\$31.0 M
SAIC	\$28.9 M
Raytheon	\$14.4 M
MacAulay-Brown	\$13.3 M
J.E. Dunn Construction Group	\$10.6 M
All Native Solutions	\$10.5 M

Value of Contract Awards Performed (Billions)



DEFENSE PERSONNEL

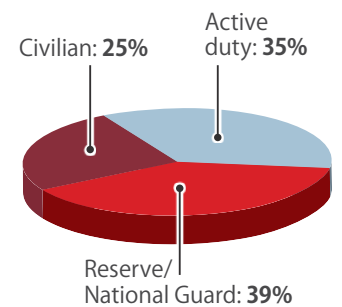
\$779.7 Million

TOTAL PAYROLL

17,091

TOTAL PERSONNEL

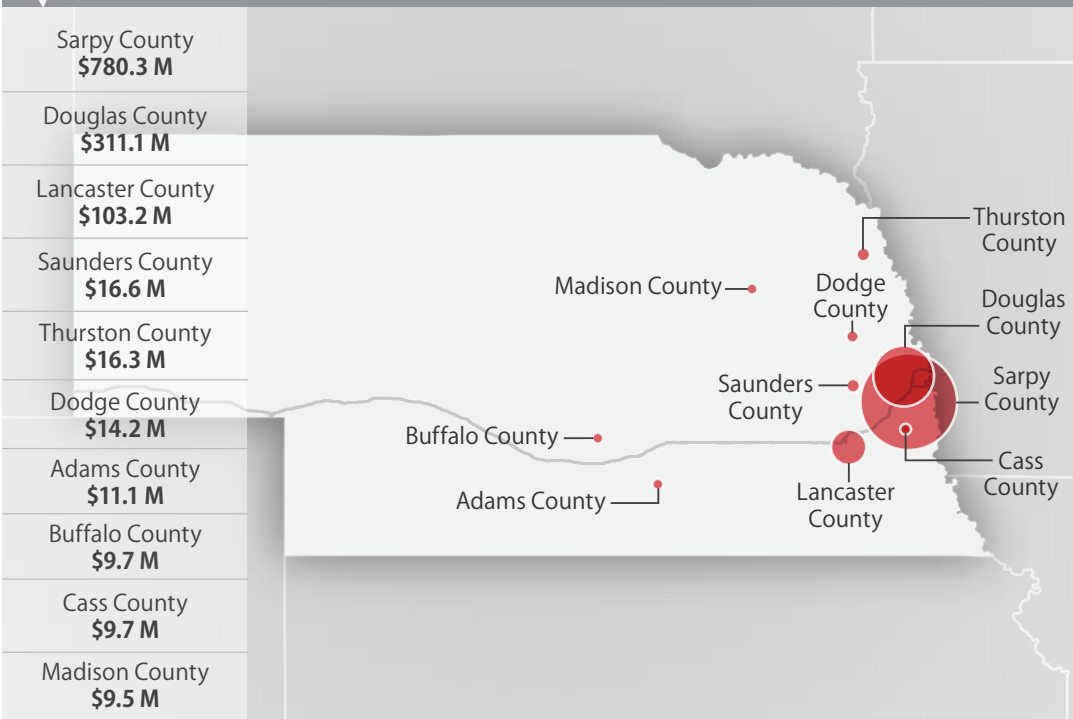
Allocation, By Type



Top Personnel Locations

Sarpy County	7,485
Douglas County	3,910
Lancaster County	3,043
Buffalo County	519
Dodge County	223
Cass County	190
Clay County	180
Saunders County	122
Platte County	113
Madison County	104

TOP MILITARY SPENDING LOCATIONS



Sources: Defense Manpower Data Center, U.S. Bureau of Economic Analysis, U.S. Census Bureau, and Chmura Economics & Analytics.