

# NORTH DAKOTA

#44 \$860.9 MILLION SPENT IN STATE

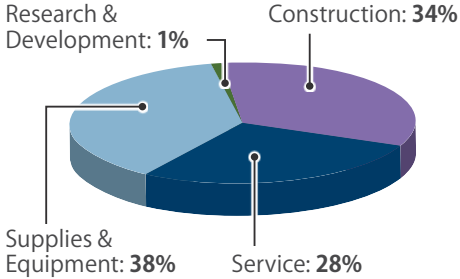
#33 1.6% OF STATE GDP

0.2% OF TOTAL U.S. DEFENSE SPENDING

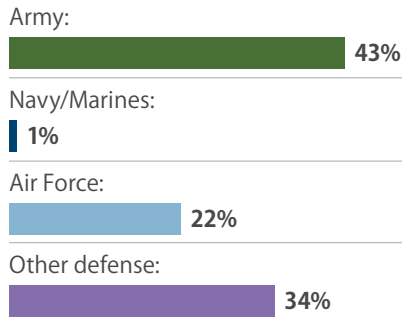
\$1,190 PER RESIDENT

## CONTRACTS

### By Type



### By Service

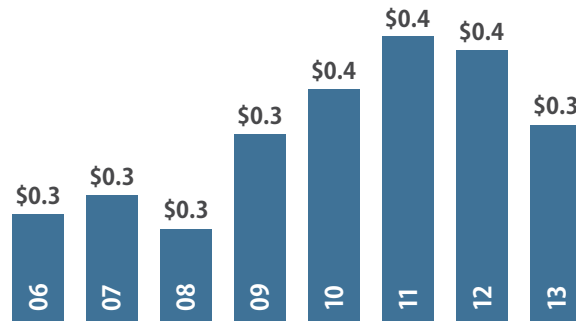


### Top Contractors

(M=millions)

Tesoro	\$88.7 M
Swanberg Construction	\$19.3 M
PCL Employees Holdings	\$12.5 M
Graham Construction Services	\$10.6 M
Koontz Electric Company	\$9.4 M
Dakco Distributors	\$7.6 M
BAE Systems	\$7.2 M
Creative Times Dayschool	\$6.8 M
Record Steel And Construction	\$6.5 M
GBK Joint Venture	\$6.1 M

### Value of Contract Awards Performed (Billions)



## DEFENSE PERSONNEL

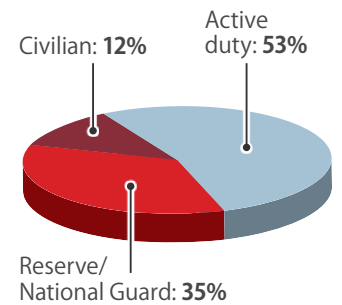
\$525.1 Million

TOTAL PAYROLL

13,729

TOTAL PERSONNEL

### Allocation, By Type

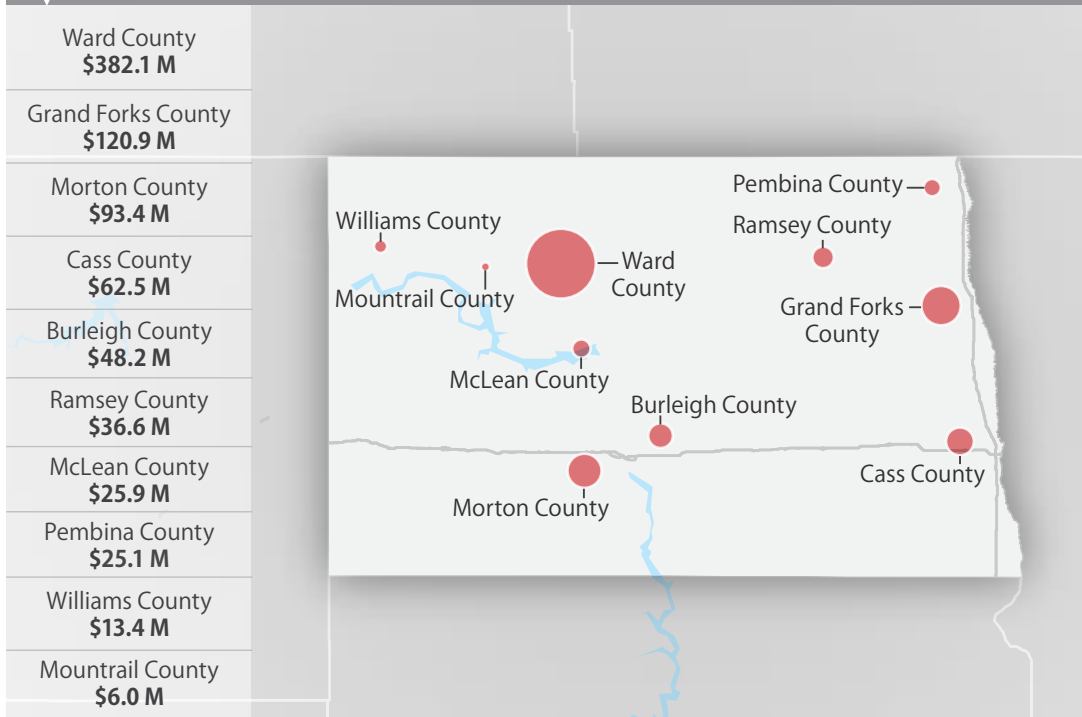


### Top Personnel Locations

Ward County	6,129
Grand Forks County	2,203
Cass County	2,199
Burleigh County	1,288
Ramsey County	382
Pembina County	177
Stark County	148
Bottineau County	139
Dickey County	116
McIntosh County	116

## TOP MILITARY SPENDING LOCATIONS

(M=millions)



Sources: Defense Manpower Data Center, U.S. Bureau of Economic Analysis, U.S. Census Bureau, and Chmura Economics & Analytics.