

NORTH CAROLINA

#14 \$11.2 BILLION SPENT IN STATE

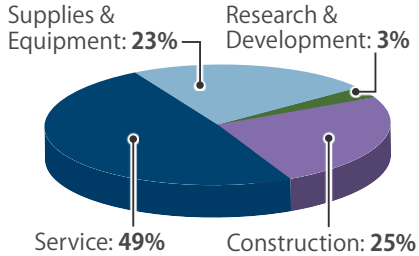
#26 2.4% OF STATE GDP

2.4% OF TOTAL U.S. DEFENSE SPENDING

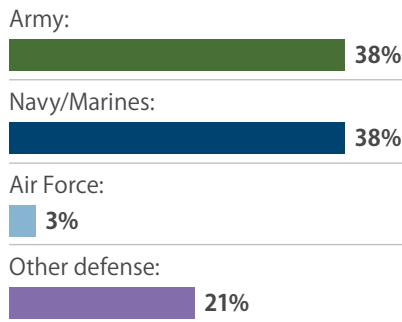
\$1,140 PER RESIDENT

CONTRACTS

By Type



By Service

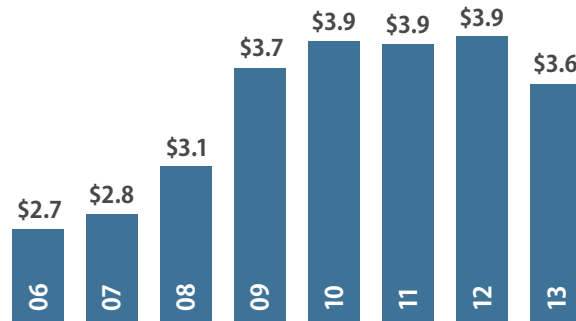


Top Contractors

(M=millions)

Sodexo	\$118.8 M
General Dynamics	\$82.4 M
American States Water Company	\$78.8 M
Whiting-Turner Contracting Company	\$75.6 M
L-3 Communications	\$74.4 M
TCOM	\$69.2 M
Haskell	\$56.8 M
Old North Utility Services	\$47.4 M
Balfour Beatty-Lee Papa	\$42.4 M
Public Works Commission of the City of Fayetteville	\$38.3 M

Value of Contract Awards Performed (Billions)



DEFENSE PERSONNEL

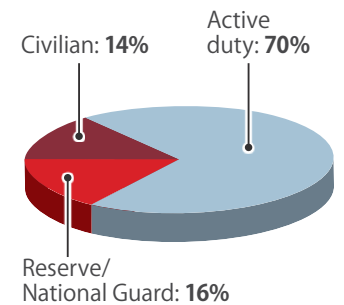
\$7.6 Billion

TOTAL PAYROLL

152,042

TOTAL PERSONNEL

Allocation, By Type



Top Personnel Locations

Cumberland County	50,508
Onslow County	42,792
Craven County	10,089
Wayne County	7,372
Hoke County	4,940
Wake County	4,248
Harnett County	3,339
Mecklenburg County	3,093
Moore County	2,492
Robeson County	2,292

TOP MILITARY SPENDING LOCATIONS

(M=millions B=billions)

Cumberland County	\$4.1 B
Onslow County	\$3.0 B
Craven County	\$677.8 M
Wayne County	\$342.8 M
Wake County	\$304.7 M
Hoke County	\$277.5 M
Mecklenburg County	\$194.4 M
Harnett County	\$182.4 M
Moore County	\$174.4 M
Guilford County	\$162.8 M



Sources: Defense Manpower Data Center, U.S. Bureau of Economic Analysis, U.S. Census Bureau, and Chmura Economics & Analytics.